



ENERGY36

Operating instructions

<i>Distributeur Officiel</i>	APT France Tour EUROPA Avenue de l'Europe F 94320 THIAIS Tel : 01 48 92 52 50 contact@apt-france.com
	

www.rdtech-energy.com

Contents

1.	DANGER AND WARNING	Erreur ! Signet non défini.
1.1.	Security precautions.....	Erreur ! Signet non défini.
1.2.	Electrocution, burn, explosion or fire hazard.....	Erreur ! Signet non défini.
1.3.	Previous process	Erreur ! Signet non défini.
1.4.	General comments	Erreur ! Signet non défini.
2.	PRESENTATION.....	7
3.	DESCRIPTION.....	8
4.	OPTIONS.....	Erreur ! Signet non défini.
4.1.	Measurement unit.....	Erreur ! Signet non défini.
4.2.	Measurement Tore	Erreur ! Signet non défini.
4.3.	USB Gateway – RS485	10
5.	INSTALLATION	Erreur ! Signet non défini.
5.1.	IMPORTANT reminder and recommendations.....	Erreur ! Signet non défini.
5.2.	General installation principles.....	Erreur ! Signet non défini.
5.2.1.	Setup's principle with data's processing with the WEB server software of the ENERGY36	Erreur ! Signet non défini.
5.2.2.	Setup's principle with data's processing with an energy management software via the Web	12
5.2.3.	Setup's principle with data's processing with supervisor via automaton	Erreur ! Signet non défini.
5.3.	Configuration of the ENERGY36 unit.....	Erreur ! Signet non défini.
5.3.1.	Configuration N°1: cluster (up to 10 ENERGY36) in RF's communication with an ENERGY36's connexion to a computer	Erreur ! Signet non défini.
5.3.2.	Configuration N°2: cluster (up to 10 ENERGY36) in RF's communication with connexion to a communication's gateway.	Erreur ! Signet non défini.
5.3.3.	Configuration N°3: cluster (up to 9 ENERGY36) in MODBUS serial wired communication with a link to gateway	Erreur ! Signet non défini.
5.3.4.	Configuration N°4: cluster (up to 9 ENERGY36) in MODBUS serial wired communication with connexion to an automaton.....	Erreur ! Signet non défini.
5.4.	Installation's steps	Erreur ! Signet non défini.
6.	ASSEMBLY – Step 1	Erreur ! Signet non défini.
6.1.	Device setup.....	Erreur ! Signet non défini.
6.1.1.	Setup plan for a wall fastener.....	Erreur ! Signet non défini.
6.1.2.	Measurement's unit installation	Erreur ! Signet non défini.
6.1.3.	Measurement's tores installation.....	Erreur ! Signet non défini.
6.1.4.	Aerial installation.....	Erreur ! Signet non défini.

6.2.	Connexions and wiring	Erreur ! Signet non défini.
6.2.1.	Supplying/measurement connexion of benchmark voltage...	Erreur ! Signet non défini.
6.2.2.	Tore power measurement connexion	Erreur ! Signet non défini.
6.2.3.	Impulsive input connexion or « All or Nothing »	Erreur ! Signet non défini.
6.2.4.	Analogic AN input connexion	Erreur ! Signet non défini.
6.2.5.	TIC input connexion	Erreur ! Signet non défini.
6.2.6.	Input/output connexion of MODBUS communication.....	Erreur ! Signet non défini.
6.2.7.	OUT output connexion	Erreur ! Signet non défini.
7.	PARAMETERIZATION – STEP 2	32
7.1.	Step 2A: Tores of power measurement parameterization	32
7.2.	Step 2B for configurations N°1 and N°2 : Parameterization	34
7.3.	Step 2B for configurations N°3 and N°4 : Parameterization	37
8.	STARTING UP – Step 3.....	Erreur ! Signet non défini.
9.	SETUP + PARAMETERIZATION OF SOFTWARE – Step 4 (if there is configuration N°3 with a computer connexion - paragraphs 5.2.1. and 5.2.3.).....	Erreur ! Signet non défini.
10.	TECHNICAL FAETURES.....	41
10.1.	ENERGY36'S FEATURES.....	41
10.1.1.	Electronic board	41
10.1.2.	Industrial transparent box.....	Erreur ! Signet non défini.
10.1.3.	Connectors	43
10.2.	Tore features (TF)	Erreur ! Signet non défini.
10.3.	Features of the configuration of the ModBus'connexion :	45
10.4.	Memory mapping / registers	Erreur ! Signet non défini.
10.4.1.	General informations about memory mapping.....	46
10.4.2.	Memory area : Data of instantaneous measurements of the ENERGY36	50
10.4.3.	Memory area : Data of recorded measurements – recording area ENERGY36 N°0 to N°9.	57
11.	ABBREVIATIONS GLOSSARY.....	Erreur ! Signet non défini.
12.	NOTES.....	108
13.	COMPLIANCE CERTIFICATE	Erreur ! Signet non défini.

1. DANGER AND WARNING

1.1. Security precautions

The setup of these equipments can only be done by skilled workers. Only an electrician should be allowed to install these goods.

A faulty installation or handling could bring about electrocution, burn, explosion or fire hazard. Before the installation, please read the instructions and take into account the place of specific setup to the goods. Do not open, dismantle, damage or modify the device. Any unauthorized opening or repairing is cancelling the whole of the responsibilities, the replacement right, the warranties as well as the type certification.

You should exclusively use RD-TECH accessories.

Before the installation of the device, please compare the informations which are on the nameplate with the mains (voltage, current, frequency).

The nonobservance of these instruction's indications doesn't engage the manufacturer's responsibility.

1.2. Electrocution, burn, explosion or fire hazard

- the installation and the maintenance of this device should only be realized by skilled staff.
- before any intervention on the device, please cut off the voltage inputs.
- Anyway, use a suitable voltage detector to confirm the voltage's absence.
- replace all the devices, doors and covers before switch on the device.
- Anyway, use the appropriate voltage to supply this device.

If these precautions were not observed, it should lead to serious injuries.

Damage hazard on the device.

Please, remember to respect :

- the auxiliary line voltage shown on the settled device
- the network's frequency 50 or 60 Hz
- a maximal voltage of 660V AC to the input voltage, phase/phase or phase/neutral

1.3. Previous process

For the staff and equipment's safety, you absolutely must absorb this instruction before putting into service. As soon as the parcel's receipt, it's necessary to check the following things:

- the packaging and device's condition.
- if the device hasn't been damage during the transit,
- if the device's reference corresponds to your order,
- the packaging includes the device equipped with snap off terminal blocks
- operating instructions.

1.4 General comments

This document contains the general description and/or the technical features of the device's performance it refers.

This document can't be used to establish neither the ability nor the reliability of the devices for specific user's application and it isn't destined to substitute this purpose.

It is up to each user or integrator to realize, with his own responsibility, a full analysis of the hazards, to value and test the device in application or specific use.

Neither RD-TECH nor any subsidiaries or company in which it holds some interests, can't be held responsible for a bad use of information contained in this document.

It is absolutely essential that every accessory (measure boards; current measurement's core, aerial, Etc...) either RD-TECH's brand, or validated and approved by the manufacturer, to cover the device's functioning, and assure the guarantee.

When you use RF waves for datacomms, it's absolutely prohibited to lock up an ENERGY36 in a metallic case.

2. PRESENTATION



The multi-lines meter ENERGY36 allows an access to numerous data measured on your electric network. It was especially created for the energy metering. It has numerous communication's abilities as well as a visualization and analysis's data software. Datamining (measured data) can be realized by numerous energy management software.

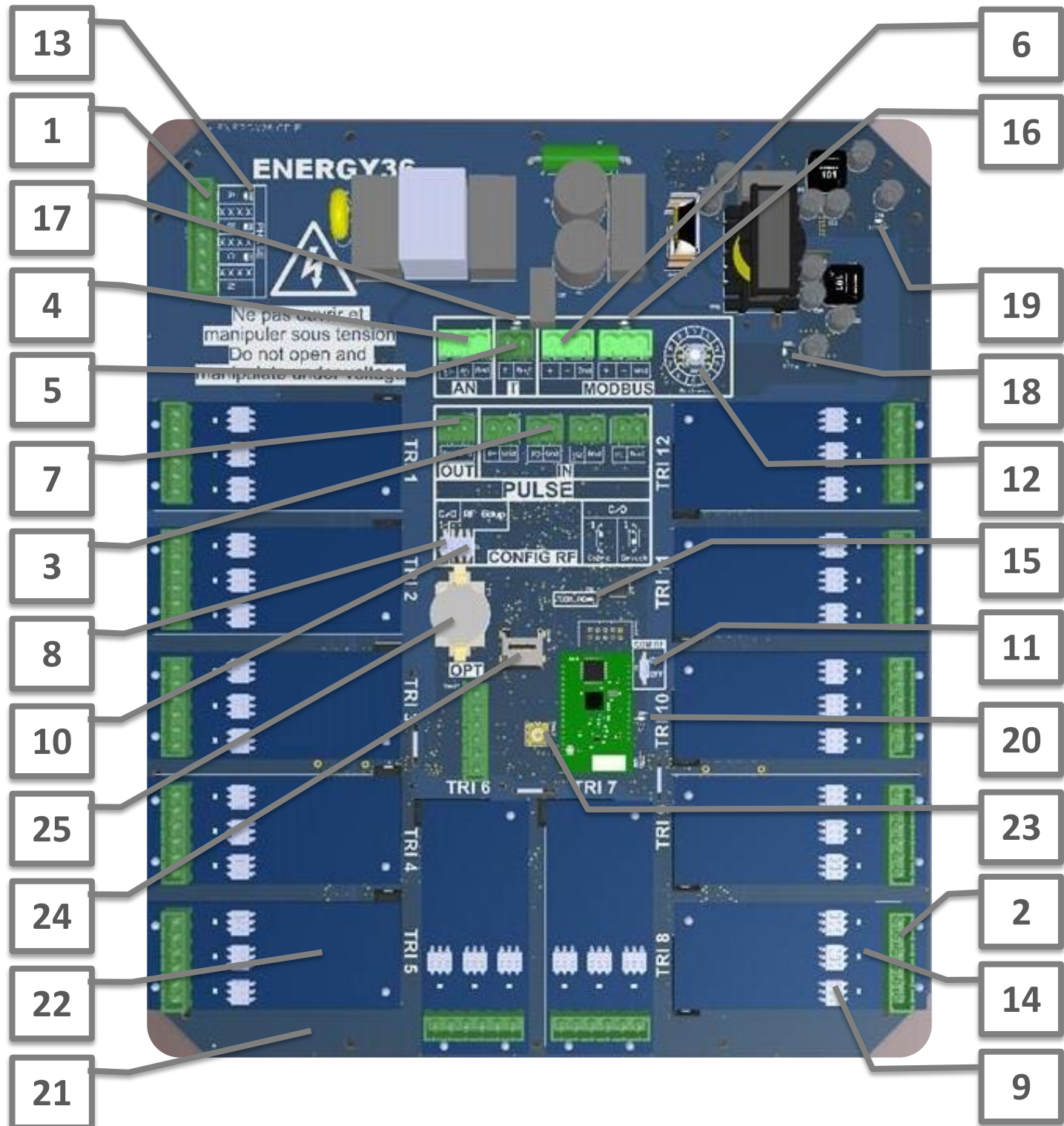
Each ENERGY36 is able to simultaneously measure up to 36 electric lines.

The modular's structure of the ENERGY36 allows to adapt numerous measurement's boards to the numbers of lines we want to measure.

The very large range RF communication, allows to create a wireless communication network for the measured data's recovery. Each cordless network is able to collect 10 ENERGY36's measured data (so up to 360 lines measured and gathered together by only one wireless network).

The « plug and play » design allows a very fast setup of the ENERGY36.

3. DESCRIPTION



1. Input terminal block / voltage measurement
2. Current measurement's Tore terminal block
3. Impulse input terminal block
4. Analogic input terminal block
5. TIC input terminal block
6. MODBUS's communication terminal block
7. « Out » output terminal block

8. Configuration's Slot M/S (Master/Slave) with RF communication
9. Configuration's Slot of current measurement's Tores
10. Configuration's Slot of the ENERGY36's cluster number
11. Slot of COM RF ON/OFF (connection / disconnection of RF's communication)
12. Rotary selector of MODBUS's address (MODBUS wired link)

13. Visualization's Led of input/voltage's measurement
14. Visualization's Led of current measurement's Tores.
15. Visualization's Led of PC COM (communication with the software of the ENERGY36)
16. Visualization's Led of MODBUS's communication
17. Visualization's Led of TIC input
18. Visualization's Led of the main input's board (D58 3.3V μ)
19. Visualization's Led of measurement boards input (D48 3.3V MET)
20. Visualization's Led of RF's communication (com RF)

21. Main board ENERGY36
22. Current measurement's board
23. The connexion's base of external aerial
24. SD board's medium
25. Battery

4. OPTIONS

4.1 Measurement unit

Each ENERGY36 can be equipped with 1 up to 12 measurement's unit in option. You can connect up to 3 current measurement's Tores on each measurement's unit.

The reference of the measurement's unit in option is: NRJ36MES01

4.2 Measurement Tore

ENERGY36 is able to measure some currents up to 5000 ampere adapting the current measurement's tore type corresponding

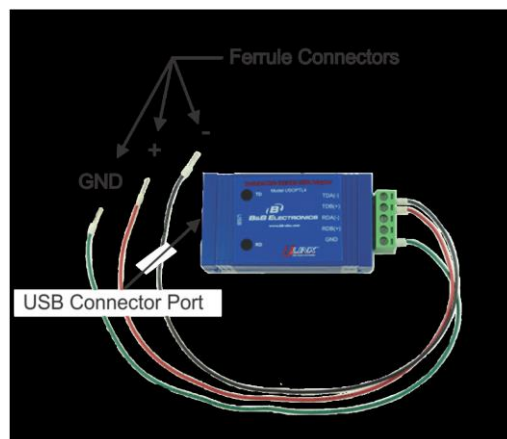
It's possible to adapt 8 different tores type for the current's measure

CT0020	Tore in current measuring up to 20A
CT0080	Tore in current measuring up to 80A
CT0120	Tore in current measuring up to 120A
CT0300	Tore in current measuring up to 300A
CT0600	Tore in current measuring up to 600A
CT1500	Tore in current measuring up to 1500A
CT3000	Tore in current measuring up to 3000A
CT5000	Tore in current measuring up to 5000A

BE CAREFUL: Don't exceed the maximum value of Tores's current measurement electric hazard)

4.3 USB Gateway – RS485

To connect an ENERGY36 to a computer, you can use a USB gateway-RS485. The reference of the USB gateway – RS485 is: PASUSBRS485



To setup and put into service, please, refer to the instructions corresponding to the device.

5. INSTALLATION

5.1. IMPORTANT reminder and recommendations

The setup of these equipments can only be done by skilled workers. Only an electrician should be allowed to install these goods.

Avoid proximity with systems generating electromagnetic disturbances,
Avoid vibrations including some accelerations higher than 1 G for frequencies lower than 100 Hz.

Don't setup ENERGY36 in a metallic case.

Please, scrupulously respect the technical limits described just below.

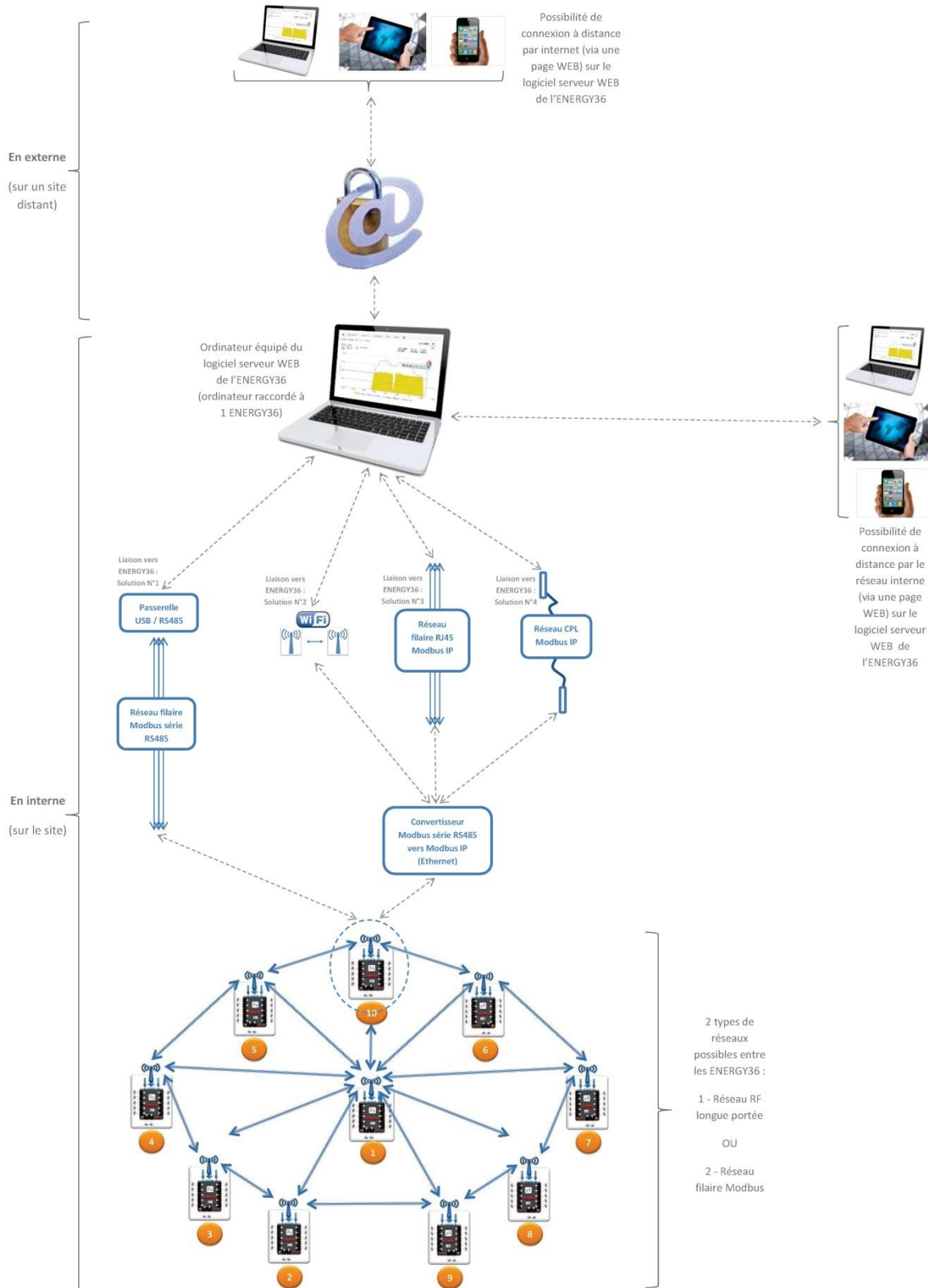
5.2. General installation principles

The ENERGY36 can be integrated to numerous configurations.

You will find below the description of 3 possible setup's main category for the ENERGY36

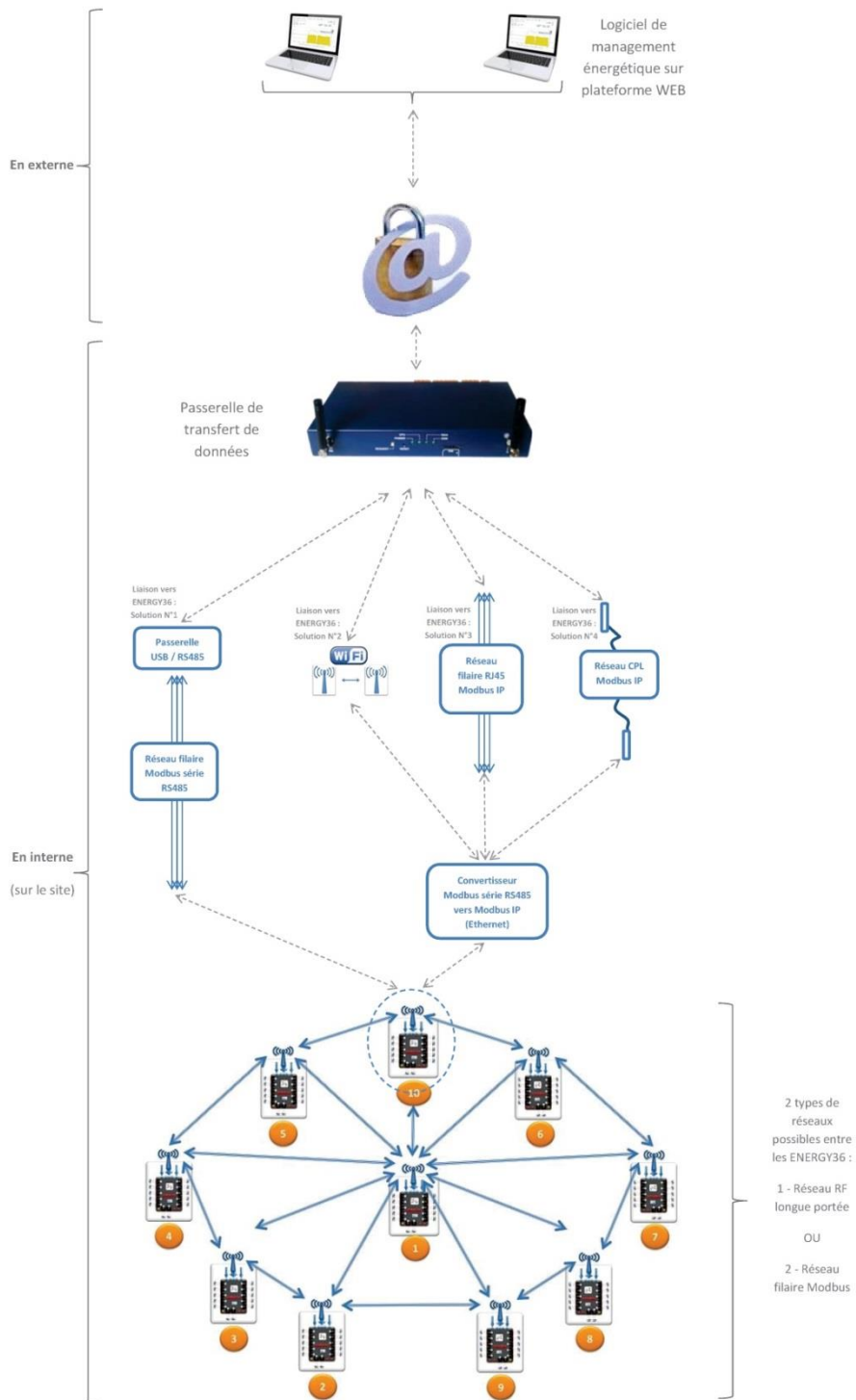
5.2.1. Setup's principle with data's processing with the WEB server software of the ENERGY36

Principe d'installation avec exploitation des données par le logiciel serveur Web de l'ENERGY36



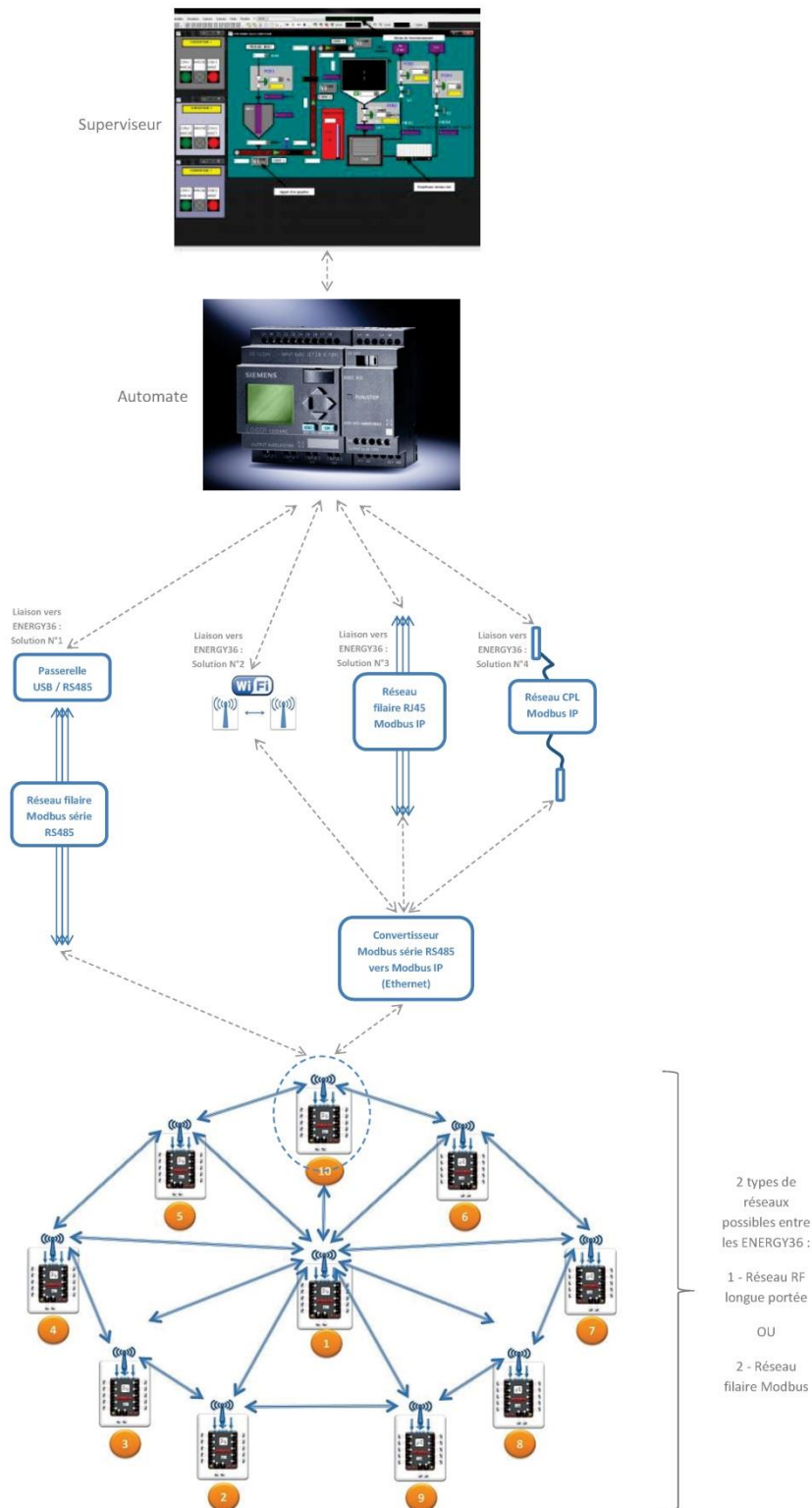
5.2.2 Setup's principle with data's processing with energy management software via the Web

Principe d'installation avec passerelle pour exploitation des données par le logiciel de management énergétique



5.2.3. Setup's principle with data's processing with supervisor via automaton

Exploitation des données ENERGY36 par superviseur, via automate



5.3. Configuration of the ENERGY36 clusters

Inside a cluster, The ENERGY36 can communicate due to the RF's link or the wired MODBUS's link. In the case of a RF's communication (radio Frequency), the ENERGY36, configured as « coordinator », can transmit data to a computer or to a datacomms' gateway.

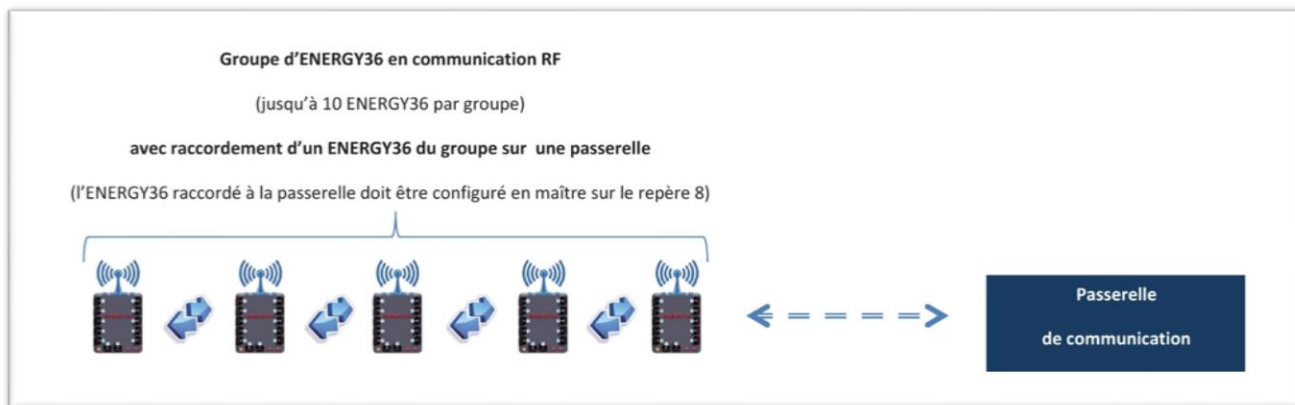
There are numerous setups and data recovery's configuration. Below, we concisely introduce to you, 4 usual deployment's configurations.

We have a processing guide that you can ask for to our sales department

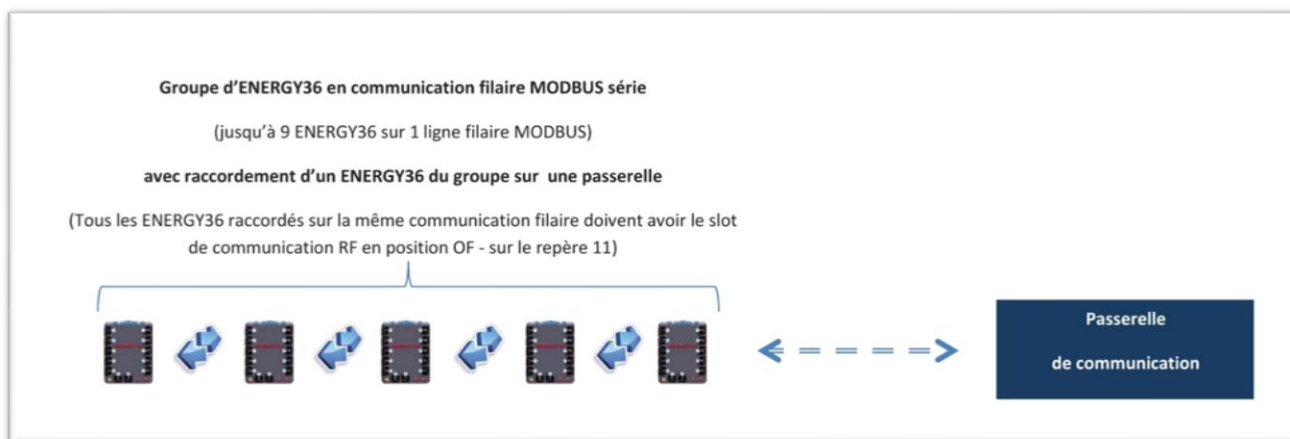
5.3.1. Configuration N°1: cluster (up to 10 ENERGY36) in RF's communication with an ENERGY36's connexion to a computer



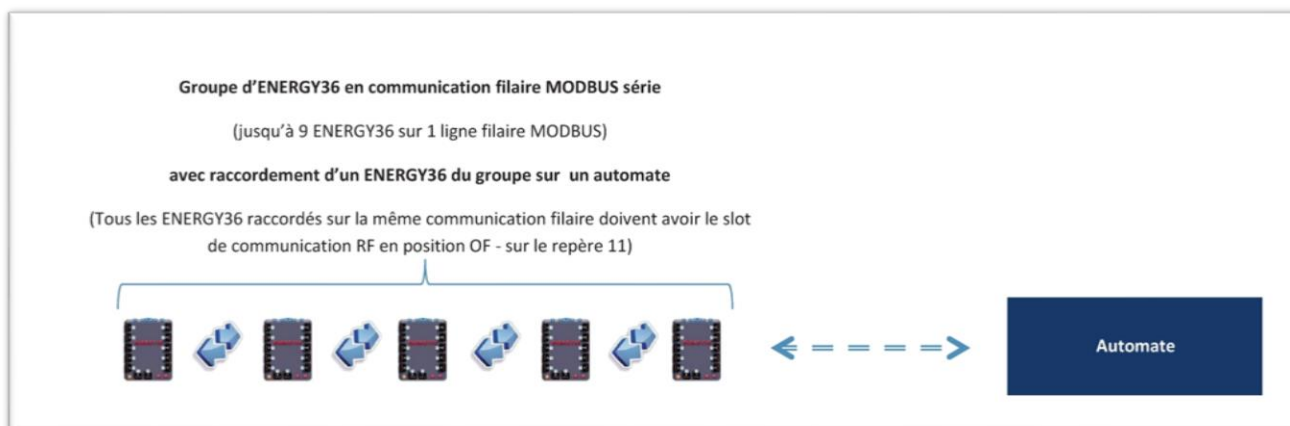
5.3.2. Configuration N°2: cluster (up to 10 ENERGY36) in RF's communication with connexion to a communication's gateway.



5.3.3. Configuration N°3: cluster (up to 9 ENERGY36) in MODBUS serial wired communication with a link to gateway



5.3.4. Configuration N°4: cluster (up to 9 ENERGY36) in MODBUS serial wired communication with connexion to an automaton



5.3. Installation's steps

Setup includes :

- 1 – Device's installation including wall fastener + measurement's unit and measurement's Tore setting + connexion and wiring.
- 2 – Parameterization
- 3 – Starting

For configuration N°1:

- 4 – ENERGY36's software setup+ENERGY36's software parameterization.

For configurations N°2, N°3 et N°4 :

- 4 – Data recovery via gateway or automaton

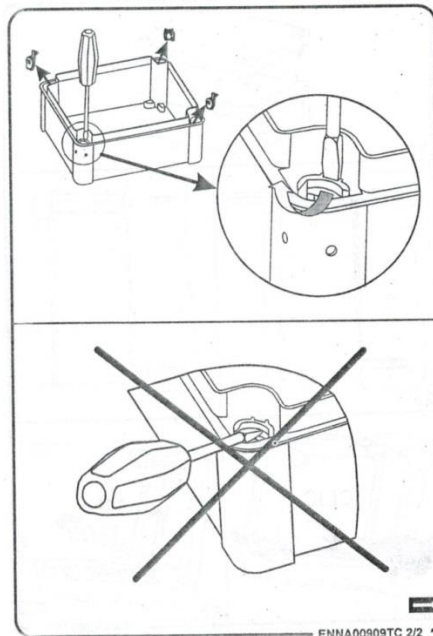
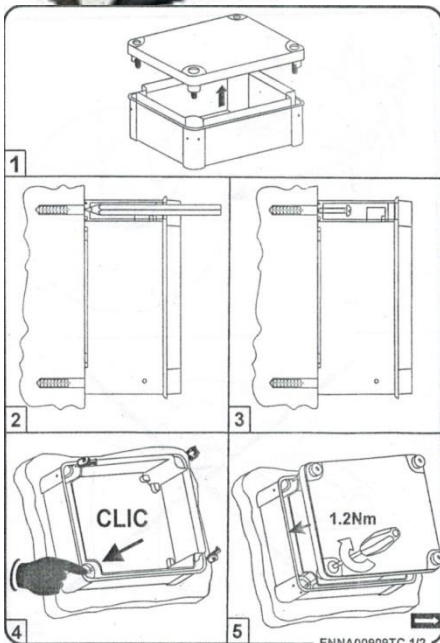


6. ASSEMBLY – Step 1

6.1. Device setup

6.1.1. Setup plan for a wall fastener

IMPORTANT reminder and guideline: The setup of these equipments can only be done by skilled workers. Only an electrician should be allowed to install these goods.

The setting must be realized power off!!!



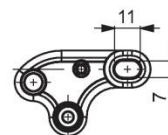
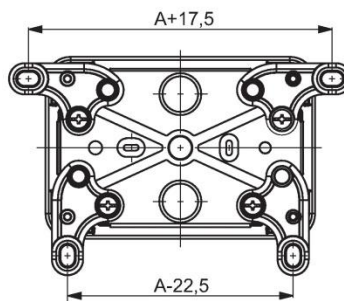
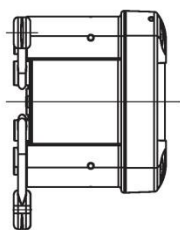
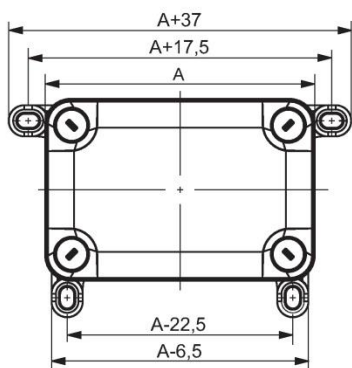


Jeu de 4 pattes de fixation

- Préservent l'IP 66.
- Pattes de fixation en plastique à monter sur les boîtes à partir de la dimension 116 × 116 mm.
- Possibilité de montage vertical ou horizontal.
- Kit composé de 4 pattes + vis.
- Montage avec une seule vis au dernier moment, boîte fermée et équipée.
- Résistance charge sur corps : 30 kg/m², sur couvercle : 10 kg/m².

Désignation	Emb. mineur	Référence
Jeu de 4 pattes de fixation	1	NSYAEFTB


Pattes de fixation (cotes intérieures)



6.1.2. Measurement's unit setup

IMPORTANT reminder and guideline: The setup of these equipments can only be done by skilled workers. Only an electrician should be allowed to install these goods. The setting must be realized POWER OFF!!!

To setup a measurement's unit, you just have to clip the board on the base column as well as on the connector.



6.1.3. Measurement's tores installation

6.1.3.1. IMPORTANT reminder and guideline:

The setup of these equipments can only be done by skilled workers. Only an electrician should be allowed to install these goods.

The setting must be realized POWER OFF!!!

The setting of current measurement's Tores must be realized power off!!

Only RD-TECH's measurement Tores, listed below, can be settled on an ENERGY36, for security and reliability.

IMPORTANT: To guarantee a proper operating of tore and to put each functions and characteristics good use, please carefully read these instructions!

Operating safety can be guaranteed only if the tore is well used and with its technical limits.

Make sure to have the last technical features updating that you can find on: www.rdtypech-energy.com

Be Careful! Danger hazard: to ignore caution can lead to injuries and/or damage!

The Tore can only be settled and put into service by skilled workers who received an appropriate training and accredited for these interventions.

The corresponding national regulations must be respected during Tore's setup and functioning. The tore is an electrical conductor.

The sensor must be used in electric/electronic equipment in accordance with applicable standards, safety demands as well as in conformity with all the systems and components' manufacturers

Caution! Electric shock hazard

During the Tore's use, some parts of the unit can be dangerously energized (example: primary conductor, power current).

The user must take all the necessary measures to protect against electric shock.

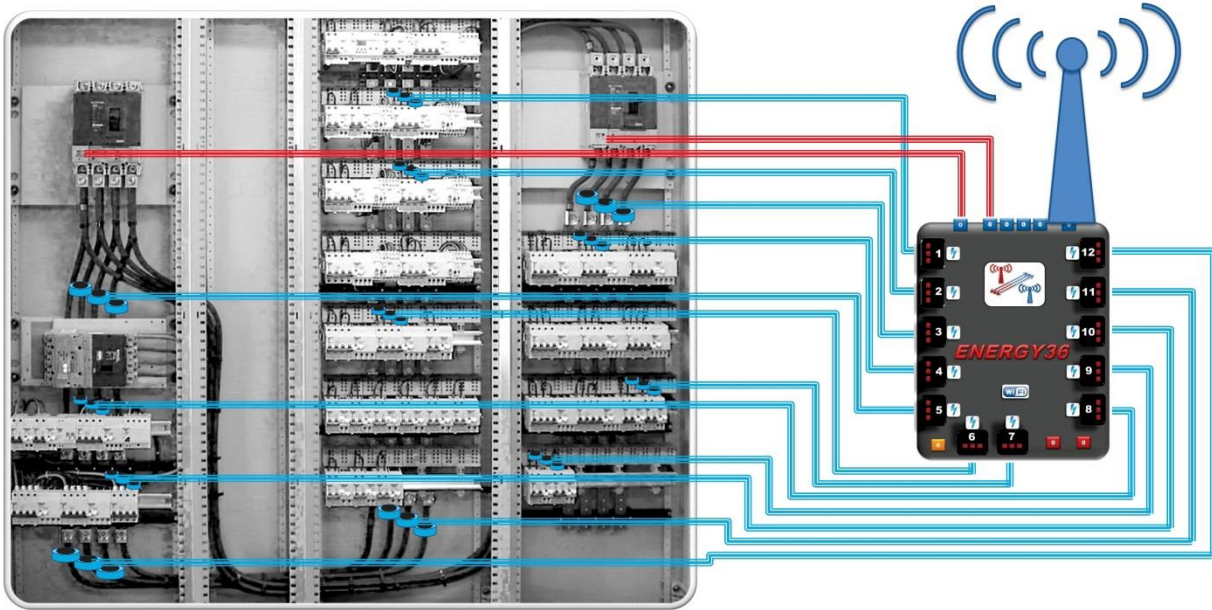
Tore is an integrated device containing some conductive parts which shouldn't be attainable after setup. An additional protection's enclosure or insulation barrier may be needed.

Don't put the Tore into service if the jaw's opening is opened or if the settlement is unfinished.

Setup and servicing should be realized with disconnected main power source as well as respected regulations.

A correct functioning of the tore can be granted only if shipment, storage, setup and servicing are properly realised.

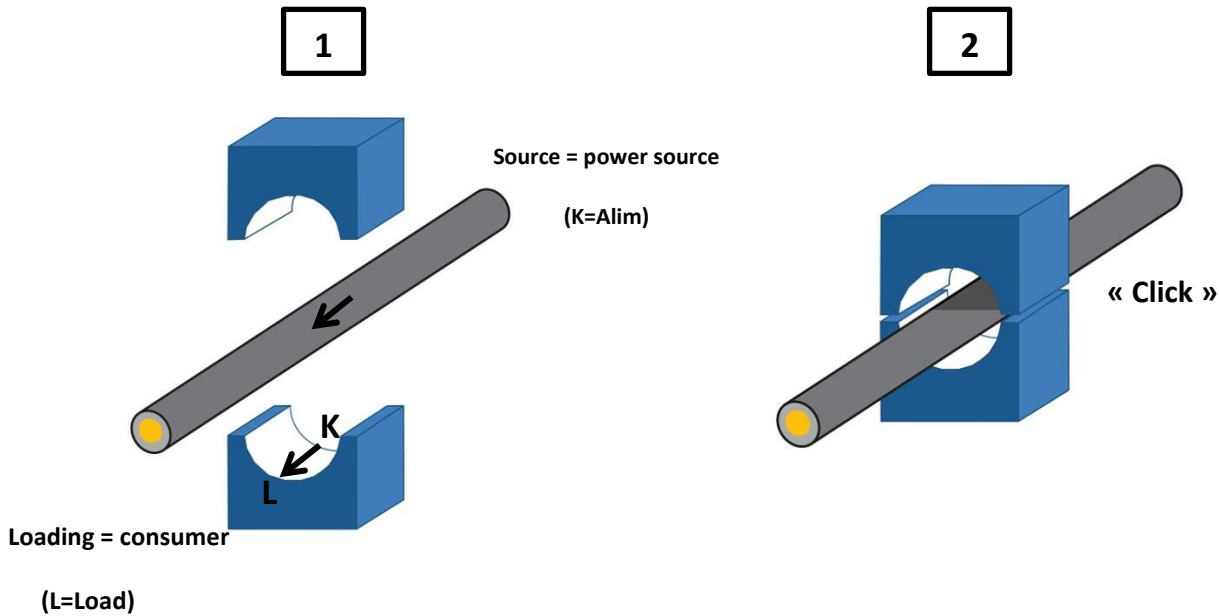
6.1.3.2. Example : Tores' bringing into service in an electrical cabinet :



6.1.3.3. Tore's installation on the wire:



6.1.3.4. Assembly direction of Tore following the loading position:



IMPORTANT: To avoid measured data's errors data by ENERGY36, **the installer should imperatively check the tores's direction.**

Inside tore, arrow shows the way K ->L, L (Load=loading/consumer) and K (the source). The Tores's head of arrow which will be clipped on wire we want to measure the current imperatively must be turned towards loading (L must be on the consumer's side and not to the source's side).

IMPORTANT : Anyway, the installer has to correctly associate current/voltage in wiring, because system associate CT PhA current with PhA voltage, CT PhB current with PhB voltage, CT PhC current with PhC voltage.

6.1.4. Aerial installation

The setup of these equipments can only be done by skilled workers. Only an electrician should be allowed to install these goods.

The setting must be realized POWER OFF!!!

The aerial's setting must be realized power off.

Aerial must be screwed to the aerial's base (marker: 23)



6.2. Connexions and wiring

All connexions must be connected on the fast and removable provided connectors
It's very important to have respect gauge and type of wire specified below.
The whole wiring and connexion must be realized power and voltage off.

6.2.1. Supplying/measurement connexion of benchmark voltage

The power source's wiring and reference voltage's measurement are made to the same connecting pin. Depending on the configuration to measure, please refer to the appropriate configuration which fits to your situation.


VERY IMPORTANT: The installer will check that the ENERGY36 has an **electric insulation's system** upstream like an isolating switch.

The plugging's wires must have a gauge from 1mm² to 2,5mm².

According to the configuration, refer to the CHART OF POWER SOURCE/VOLTAGE MEASUREMENT 'S SUPPLYING just below:

The 3 configurations of possible wiring for the voltage's measurement with this device are:


- Configuration N°1 – MONOPHASE NETWORK (2 wires Ph+N)



- Configuration N°2 – TRIPHASE NETWORK (4 wires 3Ph+N)



- Configuration N°3 – TRIPHASE NETWORK (3 wires 3Ph)



The visualization's Leds (marker 13) show the connexion's state (observe the detail on the chart below).

Note: The voltage recorded into the ENERGY36's software depends on the choosen's configuration. In configurations N°1 et N°2, voltages written in visualizations will be phase/neutral voltage. In configuration N°3, the written voltage refers to Phase/Phase.

CHART OF POWER SOURCE/VOLTAGE MEASUREMENT 'S SUPPLYING:

WIRING TYPE		PhA	PhB	PhC	N	LED PhA	LED PhB	LED Ph C	note
OK	Monophase		O	O		LED ON	LED OFF	LED OFF	Configuration N°1
	Triphase 3Ph+N					LED ON	LED ON	LED ON	Configuration N°2
	Triphase 3Ph		O			LED ON	LED OFF	LED ON	Configuration N°3
ERROR	Monophase			O		LED ON	LED CLIGNOTE	LED OFF	LED Ph B winks => voltage presence Phase B

6.2.2. Tore power measurement connexion

Wiring of power measurement's Tores should be realized power off.

IMPORTANT :

The setting must be realized power off!!

IMPORTANT: To guarantee a proper operating of tore and to put each functions and characteristics good use, please carefully read these instructions!

Operating safety can be guaranteed only if the tore is well used and with its technical limits. Make sure to have the last technical features updating that you can find on: www.rdtypech-energy.com.

Be Careful! Danger hazard: to ignore caution can lead to injuries and/or damage!

The Tore can only be settled and put into service by skilled workers who received an appropriate training and accredited for these interventions.

The corresponding national regulations must be respected during Tore's setup and functioning.

The tore is an electrical conductor.

The sensor must be used in electric/electronic equipment in accordance with applicable standards, safety demands as well as in conformity with all the systems and components's manufacturers.

Caution! Electric shock hazard

During the Tore's use, some parts of the unit can be dangerously energized (example: primary conductor, power current).

The user must take all the necessary measures to protect against electric shock

Tore is an integrated device containing some conductive parts which shouldn't be attainable after setup.

An additional protection's enclosure or insulation barrier may be needed.

Don't put the Tore into service if the jaw's opening is opened or if the settlement is unfinished.

Setup and servicing should be realized with disconnected main power source as well as respected regulations.

A correct functioning of the tore can be granted only if the shipments, storage, setup and servicing are properly realised.


Only RD-TECH's measurement Tores, listed below, can be settled on an ENERGY36, for security and reliability.

Anyway, the installer has to correctly associate current/voltage in wiring, because system associate CT PhA current with PhA voltage, CT PhB current with PhB voltage, CT PhC current with PhC voltage.

IMPORTANT: To avoid measured data's errors data by ENERGY36, **the installer should imperatively check:**

1 – Tores's direction. Inside tore, arrow shows the way K ->L, L (Load=loading/consumer) and K (the source). The Tores's head of arrow which will be clipped on wire we want to measure the current imperatively must be turned towards loading (L must be on the consumer's side and not to the source's side).

2 – Tores's wiring on the terminal block. The tore must be situated respecting absolutely the following configuration: red wire connected to the «+» bound, and, black wired connected to the «-» bound.




3 – Adequacy between measured current and measured voltage. The transmitted voltage's rating by the ENERGY36 will be constructed with calculation between the measured voltage and the measured current. For example, it's imperative to associate the measured current of wired tore on the CT PhA with the measured voltage of phase PhA. Similarly, it's necessary to associate the wired tores in CT PhB, or in CT PhC, with the measured voltage in PhB, or in PhC.

ENERGY36 has an aid system to tores' wiring, thanks to Leds's flashing, when the system detects a wrong association of current/voltage. When a Led is lighted and stable, it means there is a good association of current/voltage.

When the Led is off, it means either the system doesn't detect the measured current by tore, or the tore is badly wired.

If the Leds are flashing (marker: 14), it's probably due to a wrong association voltage/current. Thus, the installer should check if the measured current by CT PhA is correctly associated to the measured voltage PhA. And it also has to associate the measured currents by CT PhB and CT PhC with the measured voltage in PhB and PhC.




For the measurement on a triphase network, the system will try to automatically put the phase in order (if $\cos \text{PHI}$ between more or less 0.6).

In the case where the $\cos \text{PHI}$ is over the range of ± 0.6 , the system may be not able to give a right indication and the Leds's flashing will be wrong.

Anyway, the installer should imperatively check if the association current/voltage is right, because the system associates current by CT PhA with voltage PhA, the current CT PhB to the PhB's voltage and the current CT PhC to the PhC's voltage.

6.2.3. Impulsive input connexion or « All or Nothing »

Wiring of the 4 impulsive input or « All or Nothing » must be realized power off



6.2.4. Analogic AN input connexion

Wiring of analogic AN input must be realized power off.



6.2.5. T input connexion

Wiring of T input must be realized power off.



6.2.6. Input/output connexion of MODBUS communication


Wiring of input/output of MODBUS communication must be realized power off.



6.2.7. OUT output connexion

Wiring of OUT output connexion must be realized power off.

See the output's connexion picture



7. PARAMETERIZATION – Step 2

Be Careful: Every parameterisation must be realised power off, because of electric hazard and device could be damaged.

In order to the system takes into account a parameters's modification, it's absolutely necessary to restart.

7.1. Step 2 A: Tores of power measurement parameterization

On each measurement's board of ENERGY36, you must indicate FOR EACH TORE, the kind of tore which has been connected for each phase. To indicate the Tore's design, each Tore parameterization slot (marker: 9) must be placed on the position corresponding to the tore's caliber which had been installed.



Each measurement's board will be configured following the configuration board below and according to the different kind of tores which are used:


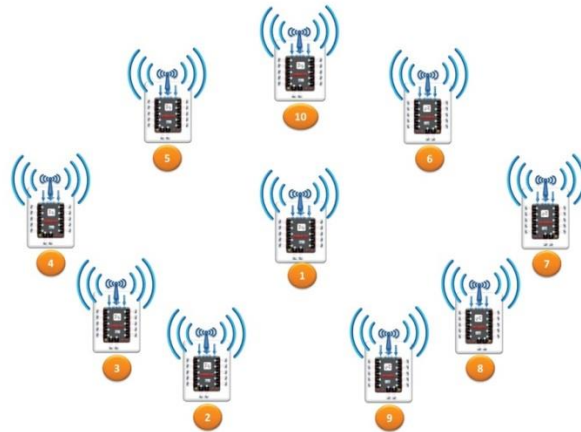
CT0020	20A
CT0080	80A
CT0120	120A
CT0300	300A
CT0600	600A
CT1500	1500A
CT3000	3000A
CT5000	5000A

CONFIGURATION BOARD OF CURRENT MEASUREMENT'S TORES

Tores	SWITCH 1	SWITCH 2	SWITCH 3
20 Amp	OFF	OFF	OFF
80 Amp	ON	OFF	OFF
120 Amp	OFF	ON	OFF
300 Amp	ON	ON	OFF
600 Amp	OFF	OFF	ON
1500 Amp	ON	OFF	ON
3000 Amp	OFF	ON	ON
5000 Amp	ON	ON	ON


7.2.Step 2 B for configurations N°1 and N°2 : Parameterization

Configuration of radio network RF between the ENERGY36




1
Marker 11
Slot Com RF On/Off

Radio communication activation between the ENERGY36
(Position « On »)




2
Marker 8
Slot C/D
(Coordinator/Device)

Configuration of the ENERGY36 which collects data as « Coordinator » and the others as « Device »



3
Marker 12
Address rotative selector
(number from 0 to 9)

Configuration of an ENERGY36's number in a radio cluster
(To differentiate it inside a cluster in radio communication)



4
Marker 10
Configuration Slot Cluster's number
(Cluster's N° RF)

Configuration du numéro de groupe radio de l'ENERGY36
(Tous les ENERGY36 d'un même groupe radio doivent avoir le même numéro de groupe radio)

1 – Activate radio communication between the (slot COM RF on position « on ». Check the radio aerial setting.

2 – Inside a cluster in radio communication RF, including up to 10 ENERGY36, you have to choose which ENERGY36 will collect data to pass on them. This one will be configured as « Coordinator » (Slot C/D - marker: 8, on position « On »).

For all the others ENERGY36 inside a same radio cluster, you have to allocate the emitter's function (Device) (slot C/D - marker: 8, on position « Off » (Device).

3 – Inside a cluster of ENERGY36 in radio communication, you also have to give a different number for each ENERGY36 (Number from 0 to 9 on the address rotative slot – Marker 12), in order to differentiate the ENERGY36 and to identify measured data in addressing memory.

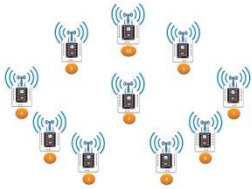
BE CAREFUL: The coordinator of ENERGY36 cluster in radio communication must ALWAYS be configured as « 0 » on the address rotative slot.

4 – Inside a same cluster of ENERGY36 in RF radio communication, the whole ENERGY36 must be configured on the same number of radio cluster (Configuration Slot Cluster's number - Marker 10). In order to distinguish the members of an other radio cluster of ENERGY36, it'll be necessary to give a different number of radio cluster.

For configurations N°1 et N°2, parameterization of ENERGY36 cluster number if there is several clusters of ENERGY36 in RF communication:

Example of several clusters RF radio network between the ENERGY36 :

Cluster RF N°1



Slot marker 10

Position On/On/On

Cluster RF N°2



slot marker 10

Position On/On/Off

Cluster RF N°3



slot marker 10

Position On/Off/Off

Cluster RF N°4




slot marker 10

Position Off/Off/Off

Each ENERGY36 is able automatically to communicate with RF connexion inside a cluster containing up to 10 ENERGY36. To differenciate the group whom the ENERGY36 belongs to, you must give it a group number.

To specify the group of the ENERGY36, you must place the slot with 3 switch group's identification (marker: 10), with a combination on/off. We configure the cluster's number with the switch N°2, N°3 and N°4, following the board of group's number configuration just below. This combination must be the same for each group's member. If another RF communication's cluster is near the first one, you will have to configure another slot's combination for each member of the other group.

We can distinguish up to 8 clusters with 10 ENERGY36 in RF communication, due to 8 possible switch combinations.


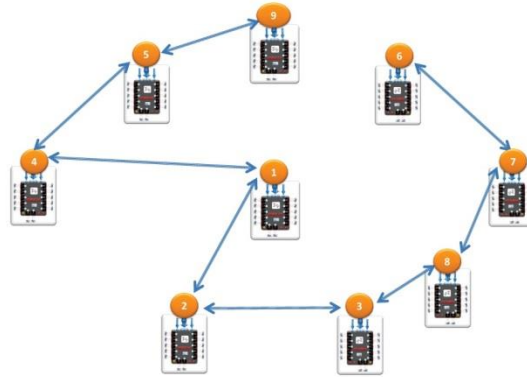


BOARD OF GROUP'S NUMBER CONFIGURATION WITH RF' CONNEXION

RF GROUP NUMBER	SWITCH 2	SWITCH 3	SWITCH 4
1	OFF	OFF	OFF
2	ON	OFF	OFF
3	OFF	ON	OFF
4	ON	ON	OFF
5	OFF	OFF	ON
6	ON	OFF	ON
7	OFF	ON	ON
8	ON	ON	ON

7.3. Step 2 B for configurations N°3 and N°4: Parameterization

MODBUS wired network configuration for a cluster of ENERGY36



1 - Define the Modbus address of each ENERGY36 on the network. To define the wired MODBUS number allocated to an ENERGY36, you have to put the rotative selector (marker: 12), on a number from 1 to 9, on the main board. In the same way, we give a different wired MODBUS number to each energy36 connected on the same wired network of MODBUS communication.

Note: positions « 0 » and « 1 » of rotative slot address, give the same wired modbus number « 1 ».

2 – Connect the Modbus wired link on the terminal block – marker 6.

3 – If needed, According to the configuration or the environment, you can totally deactivate the Radio communication (Slot Com RF on position « Off » - marker 11). Thus there won't be any emission nor radio reception.

In the case of a wired MODBUS connection, you can distinguish up to 9 different MODBUS number in order to distinguish each ENERGY36 connected on the same wired line. In a same wired line, you can differentiate data coming from an ENERGY36 from another one on the same network. You just have to give a different MODBUS number to the ENERGY36.

To define the MODBUS number allocated to an ENERGY36, you have to put the rotative selector address (marker: 12), on a number from 1 to 9, on the main board. In the same way, we will allocate a different MODBUS number to each ENERGY36, connected on the same MODBUS communication wired network.



8. STARTING UP – Step 3

When energizing the device, don't forget to check:

- 1 – The visualization's Led of principle board power source (marker 18) is lighted.
- 2 - The visualization's Led of power source condition of measurement's boards (marker 19) is lighted.
- 3 - The visualization's Leds of power source/voltage measurement (marker 13) are lighted, following the corresponding wiring configuration (3Ph / 3Ph+N / Ph+N) – look at CHART OF POWER SOURCE/VOLTAGE MAESUREMENT' S CONNEXION.
- 4 - The visualization's Leds of current measurement's Tores (marker 14) are continuously lighted. If leds (marker: 14) flash, it'll be probably owing to a wrong association of voltage/current. The installer should check wiring, the measured by CT PhA is well associated to measured voltage PHA. Similary, the association of measured current CT PhB and CT PhC with the measured voltage PhB and PhC.

According to the setup's configuration, you should check:

- The visualization's Led of PC COM (communication with ENERGY36 software) – (marker 15). The visualization's Led (15) shows the communication's status between the ENERGY36's software and the ENERGY36 itself. When the led is lighting, datacomms is well done.
- The visualization's led of MODBUS's communication – (marker 16). The visualization's led (16) shows the MODBUS's communication status. When the led is lighting, datacomms are in process.
- The visualization's led of RF communication (RF com) – (marker 20); the visualization's led (15) shows RFcommunication's status between the ENERGY36 themselves. When the led is flashing at regular intervals, it means there is a correct datacomms. It flashes from 1 to 5 following the level of emission and reception.

9. SETUP + PARAMETERIZATION OF SOFTWARE – Step 4 (if there is configuration N°3 with a computer connexion - paragraphs 5.2.1. and 5.2.3.)

If you bought datacomms 'software of the ENERGY36.

To setup, configure and use the software, please watch the tutorial given with the software.

10. TECHNICAL FEATURES

10.1. ENERGY36's features

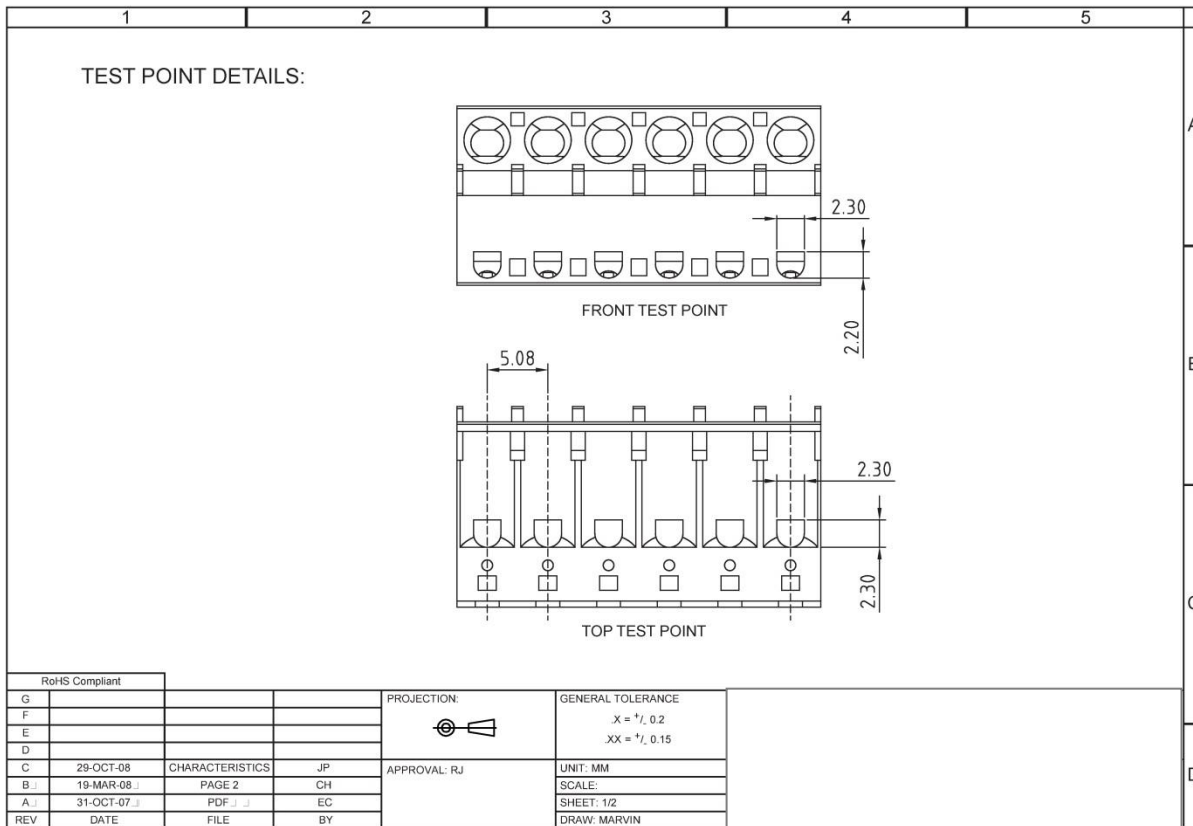
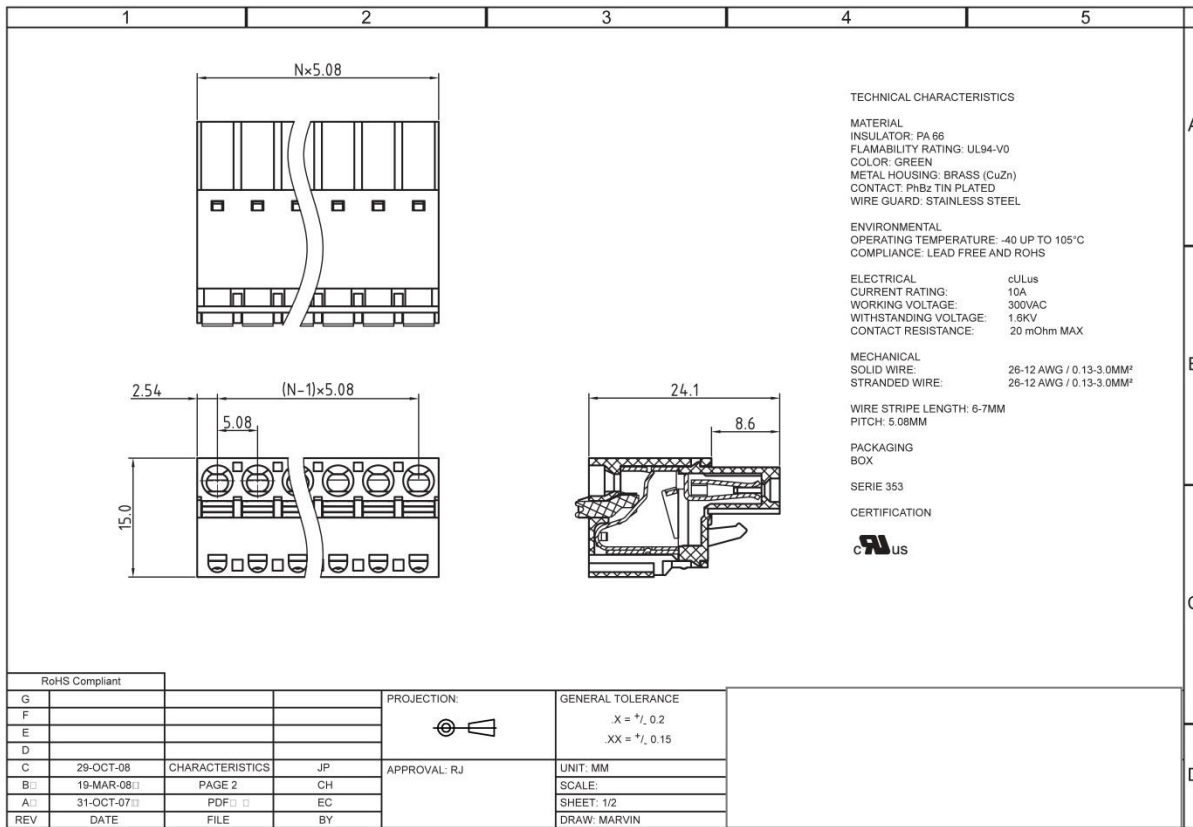
10.1.1. Electronic board

Measured electric network type :	Triphase network (3 or 4 wires), and monophas network
Phases/phases voltage :	From 90 to 660 V AC
Phase/neutral voltage :	From 90 to 660 V AC
Permanent overload between :	660 V AC
Max measured voltage (TRMS) :	660 V AC
Device's consumption :	< 7 W
Refreshing period :	1 s
Radio recording of period :	10 min
Precision :	1% for V, A, kW, kVAR, kVA, PF
Frequency :	from 45,0 to 65,0 Hz
Resolution :	0.1 Amp, 0.1 Volt, 0.01 kW, 0.01 kVAR, 0.01 kVA
Max input voltage on measured board(CT output voltage):	0.333mV
TOR Inputs / IMPULSIVE :	Max voltage 3.3V
Impulsive Inputs :	Max voltage 3.3V
Impulsive OUT output :	Max voltage 45V – max current 150mA
AN Input :	Max voltage 3.3V – max current output 50mA
T input:	Max voltage 3.3V
MODBUS :	RTU – RS485
Use	Indoor
Storage room temperature :	-20...40 °C
Operating temperature:	-10...40 °C
Moisture	95% HR
Vibration between 10 and 100HZ	2 G
Degree of pollution	2
Current surge categorie	CAT III
Standards:	CE – ROHS
Device weight :	2155 g
Device weight with packaging :	2360 g

10.1.2. Industrial transparent box

Height	341 mm
Width	291 mm
Depth	128 mm
Inside Height	325 mm
Inside width	275 mm
Inner depth	120 mm
Box setup	Wall
Device's composition	1 x casing + 1 x cover + 4 x cover screw
Case type	Monobloc casing
Front face type	Transparent low cover
Cover fastening	Plastic screw
Lock type	Tightness: flat screwdriver, captive screw
Removable pieces	Cover, with captive screw
Material	ABS
Color	Box case: Grey (RAL 7035) + cover : Transparent
Standards	IEC 62208
Device certification	DEMKO / SEMKO / TÜV
IP safety grade	IP66 according to NEMA 4.4X
Safety grade	IK IK07 according to IEC 62262
Fire performance	650 according to IEC 60695-2-11

10.1.3. Connectors



10.2. Tore features (TF)

Tores' features	
Rated current	from 20A to 5000A
Rated voltage	0,333Vac
Ratio	3000:1
Insulation voltage	600Vac
Max primary voltage (core)	5000Vac
Operating temperature	-15°C à 60°C
Storage temperature	-15°C à 60°C
Preciseness	+/- 1% 2VA
Phase difference	<2% à 50% of max current
Frequency scale	50-400Hz
Wire's lenth	5m
Wire type	Pair
Wires'color	red + black
Wires'insulation	double covering
Wires gauge	0,34mm ² (22AWG)
Protective degree	IP20
Standards	UL, ETL, CE
RoHS	conform

Reference	Rated current (A)	Ratio	Detail	Heigh (mm)	Width (mm)	Depth (mm)	Diameter (mm)	Weight (Kg)
CT0020	20	3000:1	0.5, 1.0	39	25	26	10	0,180
CT0080	80	3000:1	0.5, 1.0	39	25	26	10	0,180
CT0120	120	3000:1	0.5, 1.0	44	31	31	16	0,180
CT0300	300	3000:1	0.5, 1.0	67	48	34	24	0,280
CT0600	600	3000:1	0.5, 1.0	85	58	43	36	0,540
CT1500	1500	3000:1	0.5, 1.0	202	146	31	77	1,350
CT3000	3000	3000:1	0.5, 1.0	202	146	31	77	1,350
CT5000	5000	3000:1	0.5, 1.0	140	140	17	127	1,500

10.3. Features of the configuration of the ModBus'connection:

- ModBus type: RTU
- ModBus ID: settable by rotary switch (0 by default => ID = 1)
- Serial comm. type: RS485
- Baud rate: 38400 bps
- Data: 8 bits
- Parity: none
- Stop: 1 bit
- Flow control: none

10.4. Memory mapping / registers

10.4.1. General informations about memory mapping

The memory mapping of the ENERGY36 stores 2 kinds of data:

- Instantaneous data
- Recording data

Instantaneous data :

Instantaneous measurement data are information of instantaneous measurement of an ENERGY36. These data are renewed to a frequency on the order of the second.

Recording data :

Recording data are data of cumulated/average/min/max measurement on the recording period. Recording period is by default 10 minutes (600sec).

Recording data are divided into 10 areas (recording area ENERGY36 N°0 + recording area ENERGY36 N°1 + ... + recording area ENERGY36 N°9)

Each recording area can be divided in 3 parts:

Part 1 – General Informations + general data + parameterization

Part 2 – Common Recorded data to the 12 measurement boards (VOLTAGES/ FREQUENCY / MICROCUT)

Part 3 – recorded data of each measurement board (ENERGY/POWER/COS Phi/TAN Phi/CURRENT/THD)

Part 3 can be divided into 12 sub parts which are corresponding to recording data of each one of the 12 measurement board (MEASUREMENT BOARD N°1 + MEASUREMENT BOARD N°2 + ... + MEASUREMENT BOARD N°12)

The recording areas of ENERGY36 N°0 to N°9 are corresponding to recording data of the ENERGY36 in function of the place of the rotative slot address which differentiate the ENERGY36.

Radio communication:

Radio communication between the ENERGY36 allows measurement data recovery with the « Coordinator », inside a cluster of ENERGY36 in radio communication. The « Coordinator » collects all the recording data of the members of the cluster in radio communication. A cluster in radio communication can contain up to 10 ENERGY36.

To activate communication you have to put the slot COM RF on position « On »

In radio communication, recording areas ENERGY36 N° 0 to 9 define the memory areas where the "coordinator" stores collected data coming from each ENERGY36 inside the cluster in radio communication.

The number of an ENERGY36 inside a radio cluster is given by the rotative Slot address.

The members of a cluster in radio communication are differentiated by the number corresponding to the position of the rotative Slot address.

In radio configuration, the rotative slot address of "collector" must always be on "0". All the other ENERGY36 inside the cluster in radio communication will be allocated to different numbers, on the rotative slot address, in order to differentiate them, and to recover data inside the corresponding recording areas (recording areas ENERGY36 N°0 à N°9).

Wired Modbus :

The wired modbus number is "1", for the positions "0" et "1" of rotative slot address

Detail about recorded energy unit :

=> X0.01 kWh / x0.01kVARh / x 0.01kVAh

If recording period is less than or equal to 10min (</=600sec)

=> X0.1 kWh / x0.1kVARh / x 0.1kVAh

If recording period is upper to 10min (>600sec)

Position of rotative slot address (number to differentiate the ENERGY36)	Recording area ENERGY36 N° (on the collector – in radio configuration)	Wired modbus number ENERGY36	<p>In radio communication, RECORDING AREAS ENERGY36 N° 0 to 9 define memory area where are stored data collected by the "coordinator" coming from each ENERGY36 of the cluster in radio communication</p> <p>The number of an ENERGY36 inside a radio cluster, is defined by the rotative slot address</p> <p>Recording data corresponds to cumulated or average datas measurement , on the period (by default the period is corresponding to 10 minutes = 600secondes)</p>
0	0	1	In radio configuration, the rotative slot address of the "collector" must always be positioned on "0", as well as the slot COM RF on position "On"
1	1		The wired modbus number is "1", for positions "0" et "1" of rotative slot address
2	2	2	
3	3	3	
4	4	4	
5	5	5	
6	6	6	
7	7	7	
8	8	8	
9	9	9	

Correspondances board	
E8	Entire 8 bits
E16	Entire 16 bits
E32	Entire 32 bits
E48	Entire 18 bits
E64	Entire 64 bits
H8	hexa 8 bits
H16	hexa 16 bits
H32	hexa 32 bits
H48	hexa 48 bits
H64	hexa 64 bits

Modbus Parameterization in line 2 wires	
Interface type :	RS485 2 wires
Connection speed:	38400 bauds
Parity :	none
Stop Bit:	1
Flow Control:	none

Network configuration	
bit	Description
0	CT Phase A
1	
2	
3	CT Phase B
4	
5	
6	CT Phase C
7	
8	
9	Order : 0=ABC,1=CBA,2=ACB, 3=BAC,4=BCA,5=CAB, 6=ABC,7=AAA
10	
11	
12	
13	Order PA OK
14	Order PB OK
15	Order PC OK

10.4.2. Memory area: Data of instantaneous measurement of ENERGY36

Data of instantaneous measurement are instantaneous measurement information of an ENERGY36. These data are renewed to a frequency on the order of a second.

INSTANTANEOUS INFORMATIONS						
REGISTER	Addresses		Type	Conversion factor	R/W	DESCRIPTION
Serial Number 1	0x01	1	H64		R	Serial number (64 bits)
Serial Number 2	0x02	2			R	NB : Serial Number 1 = Low weight Serial Number 4 = Strong weight
Serial Number 3	0x03	3			R	
Serial Number 4	0x04	4			R	
DateRec Low	0x05	5	H48		R	
DateRec Med	0x06	6			R	Day - Hour Recording date
DateRec High	0x07	7			R	Minute - Seconde
Date Low	0x08	8	H48		R/W	Year - Month
Date Med	0x09	9			R/W	Day - Hour Date
Date High	0x0A	10			R/W	Minute - Seconde
Version/Type	0x0B	11	H16		R	Software version + System type
	0x0C	12				
	0x0D	13				
	0x0E	14				
	0x0F	15				
	0x010	16				
Time Record	0x011	17	H16		R	time before next registration (sec)
ChanList	0x012	18	H16		R	1 bit for a MEASUREMENT BOARD (connected MEASUREMENT BOARD = 1)
ChanList	0x013	19	H16		R	N° MB + RF_ONOFF + RF_EN + RF_MS + RF_GROUP
AN	0x014	20	H16		R	Analogic input rating
Temperature	0x015	21	H16		R	Inner temperature (°C)
Pulse IN	0x016	22	H16		R	TOR input status 1 (bit 0) - 2 (bit 1) - 3 (bit 2) - 4 (bit 3)
Pulse 1	0x017	23	H16		R	Impulsive meter 1
Pulse 2	0x018	24	H16		R	Impulsive meter 2
Pulse 3	0x019	25	H16		R	Impulsive meter 3
Pulse 4	0x01A	26	H16		R	Impulsive meter 4
	0x01B	27				
	0x01C	28				
Period Record	0x01D	29	H16		R/W	Recording period [radio : 600sec to 3600sec / wired modbus : 60sec to 3600sec] 600sec by default
TOR out	0x01E	30	H16		R/W	TOR Output (bit 0) - Led (bit 1)
	0x01F	31				
	0x020	32				
INSTANTANEOUS MEASURES MEASUREMENT BOARD n°1						
Network	0x021	33	H16		R	Mono/Tri Network
Config	0x022	34	E16		R	Network's Configuration (please, see the board)
Freq	0x023	35	H16	x 0,1	R	Network's frequency (Hz)
Alarm	0x024	36	H16		R	Microcut : PA(0)-PB(1)-PC(2)
THD	0x025	37	H16		R	Phase N° + THD phase in process (%)
Cal 3P	0x026	38	H16		R	Triphase calibration
W 3P	0x027	39	H16	x 0,1	R	Active power triphase network (kW)
VAR 3P	0x028	40	H16	x 0,1	R	Reactive power triphase network (kVAR)
VA 3P	0x029	41	H16	x 0,1	R	Apparent power triphase network (VA)
CosPhi 3P	0x02A	42	H16	1	R	Triphase Cosinus phi (%)
TanPhi 3P	0x02B	43	H16	1	R	Triphase Tangent phi (%)
Volt 3P	0x02C	44	H16	x 0,1	R	Triphase voltage (V)
Amps 3P	0x02D	45	H16	x 0,1	R	Triphase current (A)
THD 3P	0x02E	46	H16	1	R	Triphase current THD (%)
Cal PA	0x02F	47	H16		R	Phase A calibration
W PA	0x030	48	H16	x 0,1	R	Phase A active power (kW)
VAR PA	0x031	49	H16	x 0,1	R	Phase A reactive power (kVAR)
VA PA	0x032	50	H16	x 0,1	R	Phase A apparent power (kVA)
Volt PA	0x033	51	H16	x 0,1	R	Phase A voltage (V)
Amps PA	0x034	52	H16	x 0,1	R	Phase A current (A)
Cal PB	0x035	53	H16		R	Phase B calibration
W PB	0x036	54	H16	x 0,1	R	Phase B active power (kW)
VAR PB	0x037	55	H16	x 0,1	R	Phase B reactive power (kVAR)
VA PB	0x038	56	H16	x 0,1	R	Phase B apparent power (kVA)

Volt PB	0x039	57	H16	x 0,1	R	Phase B voltage (V)	PHASE C
Amps PB	0x03A	58	H16	x 0,1	R	Phase B current (A)	
Cal PC	0x03B	59	H16		R	Phase C calibration	
W PC	0x03C	60	H16	x 0,1	R	Phase C active power (kW)	
VAR PC	0x03D	61	H16	x 0,1	R	Phase C reactive power (kVAR)	
VA PC	0x03E	62	H16	x 0,1	R	Phase C apparent power (kVA)	
Volt PC	0x03F	63	H16	x 0,1	R	Phase C voltage (V)	
Amps PC	0x040	64	H16	x 0,1	R	Phase C current (A)	
INSTANTANEOUS MEASURES MEASUREMENT BOARD n°2							
Network	0x041	65	H16		R	Mono/Tri Network	NETWORK
Config	0x042	66	E16		R	Network's Configuration (please, see the board)	
Freq	0x043	67	H16	x 0,1	R	Network's frequency (Hz)	
Alarm	0x044	68	H16		R	Microcut : PA(0)-PB(1)-PC(2)	
THD	0x045	69	H16		R	Phase N° + THD phase in process (%)	TRIPHASE
Cal 3P	0x046	70	H16		R	Triphase calibration	
W 3P	0x047	71	H16	x 0,1	R	Active power triphase network (kW)	
VAR 3P	0x048	72	H16	x 0,1	R	Reactive power triphase network (kVAR)	
VA 3P	0x049	73	H16	x 0,1	R	Apparent power triphase network (VA)	
CosPhi 3P	0x04A	74	H16	1	R	Triphase Cosinus phi (%)	
TanPhi 3P	0x04B	75	H16	1	R	Triphase Tangent phi (%)	
Volt 3P	0x04C	76	H16	x 0,1	R	Triphase voltage (V)	
Amps 3P	0x04D	77	H16	x 0,1	R	Triphase current (A)	PHASE A
THD 3P	0x04E	78	H16	1	R	Triphase current THD (%)	
Cal PA	0x04F	79	H16		R	Phase A calibration	
W PA	0x050	80	H16	x 0,1	R	Phase A active power (kW)	
VAR PA	0x051	81	H16	x 0,1	R	Phase A reactive power (kVAR)	
VA PA	0x052	82	H16	x 0,1	R	Phase A apparent power (kVA)	
Volt PA	0x053	83	H16	x 0,1	R	Phase A voltage (V)	
Amps PA	0x054	84	H16	x 0,1	R	Phase A current (A)	
Cal PB	0x055	85	H16		R	Phase B calibration	PHASE B
W PB	0x056	86	H16	x 0,1	R	Phase B active power (kW)	
VAR PB	0x057	87	H16	x 0,1	R	Phase B reactive power (kVAR)	
VA PB	0x058	88	H16	x 0,1	R	Phase B apparent power (kVA)	
Volt PB	0x059	89	H16	x 0,1	R	Phase B voltage (V)	PHASE C
Amps PB	0x05A	90	H16	x 0,1	R	Phase B current (A)	
Cal PC	0x05B	91	H16		R	Phase C calibration	
W PC	0x05C	92	H16	x 0,1	R	Phase C active power (kW)	
VAR PC	0x05D	93	H16	x 0,1	R	Phase C reactive power (kVAR)	
VA PC	0x05E	94	H16	x 0,1	R	Phase C apparent power (kVA)	
Volt PC	0x05F	95	H16	x 0,1	R	Phase C voltage (V)	
Amps PC	0x060	96	H16	x 0,1	R	Phase C current (A)	
INSTANTANEOUS MEASURES MEASUREMENT BOARD n°3							
Network	0x061	97	H16		R	Mono/Tri Network	RESEAU
Config	0x062	98	E16		R	Network's Configuration (please, see the board)	
Freq	0x063	99	H16	x 0,1	R	Network's frequency (Hz)	
Alarm	0x064	100	H16		R	Microcut : PA(0)-PB(1)-PC(2)	
THD	0x065	101	H16		R	Phase N° + THD phase in process (%)	TRIPHASE
Cal 3P	0x066	102	H16		R	Triphase calibration	
W 3P	0x067	103	H16	x 0,1	R	Active power triphase network (kW)	
VAR 3P	0x068	104	H16	x 0,1	R	Reactive power triphase network (kVAR)	
VA 3P	0x069	105	H16	x 0,1	R	Apparent power triphase network (VA)	
CosPhi 3P	0x06A	106	H16	1	R	Triphase Cosinus phi (%)	
TanPhi 3P	0x06B	107	H16	1	R	Triphase Tangent phi (%)	
Volt 3P	0x06C	108	H16	x 0,1	R	Triphase voltage (V)	
Amps 3P	0x06D	109	H16	x 0,1	R	Triphase current (A)	PHASE A
THD 3P	0x06E	110	H16	1	R	Triphase current THD (%)	
Cal PA	0x06F	111	H16		R	Phase A calibration	
W PA	0x070	112	H16	x 0,1	R	Phase A active power (kW)	
VAR PA	0x071	113	H16	x 0,1	R	Phase A reactive power (kVAR)	
VA PA	0x072	114	H16	x 0,1	R	Phase A apparent power (kVA)	
Volt PA	0x073	115	H16	x 0,1	R	Phase A voltage (V)	
Amps PA	0x074	116	H16	x 0,1	R	Phase A current (A)	
Cal PB	0x075	117	H16		R	Phase B calibration	PHASE B
W PB	0x076	118	H16	x 0,1	R	Phase B active power (kW)	
VAR PB	0x077	119	H16	x 0,1	R	Phase B reactive power (kVAR)	
VA PB	0x078	120	H16	x 0,1	R	Phase B apparent power (kVA)	
Volt PB	0x079	121	H16	x 0,1	R	Phase B voltage (V)	PHASE C
Amps PB	0x07A	122	H16	x 0,1	R	Phase B current (A)	
Cal PC	0x07B	123	H16		R	Phase C calibration	
W PC	0x07C	124	H16	x 0,1	R	Phase C active power (kW)	

VAR PC	0x07D	125	H16	x 0,1	R	Phase C reactive power (kVAR)		
VA PC	0x07E	126	H16	x 0,1	R	Phase C apparent power (kVA)		
Volt PC	0x07F	127	H16	x 0,1	R	Phase C voltage (V)		
Amps PC	0x080	128	H16	x 0,1	R	Phase C current (A)		
INSTANTANEOUS MEASURES MEASUREMENT BOARD n°4								
Network	0x081	129	H16		R	Mono/Tri Network	NETWORK	
Config	0x082	130	E16		R	Network's Configuration (please, see the board)		
Freq	0x083	131	H16	x 0,1	R	Network's frequency (Hz)		
Alarm	0x084	132	H16		R	Microcut : PA(0)-PB(1)-PC(2)		
THD	0x085	133	H16		R	Phase N° + THD phase in process (%)	TRIPHASE	
Cal 3P	0x086	134	H16		R	Triphase calibration		
W 3P	0x087	135	H16	x 0,1	R	Active power triphase network (kW)		
VAR 3P	0x088	136	H16	x 0,1	R	Reactive power triphase network (kVAR)		
VA 3P	0x089	137	H16	x 0,1	R	Apparent power triphase network (VA)		
CosPhi 3P	0x08A	138	H16	1	R	Triphase Cosinus phi (%)		
TanPhi 3P	0x08B	139	H16	1	R	Triphase Tangent phi (%)	PHASE A	
Volt 3P	0x08C	140	H16	x 0,1	R	Triphase voltage (V)		
Amps 3P	0x08D	141	H16	x 0,1	R	Triphase current (A)		
THD 3P	0x08E	142	H16	1	R	Triphase current THD (%)		
Cal PA	0x08F	143	H16		R	Phase A calibration		
W PA	0x090	144	H16	x 0,1	R	Phase A active power (kW)		
VAR PA	0x091	145	H16	x 0,1	R	Phase A reactive power (kVAR)	PHASE B	
VA PA	0x092	146	H16	x 0,1	R	Phase A apparent power (kVA)		
Volt PA	0x093	147	H16	x 0,1	R	Phase A voltage (V)		
Amps PA	0x094	148	H16	x 0,1	R	Phase A current (A)		
Cal PB	0x095	149	H16		R	Phase B calibration		
W PB	0x096	150	H16	x 0,1	R	Phase B active power (kW)		
VAR PB	0x097	151	H16	x 0,1	R	Phase B reactive power (kVAR)	PHASE C	
VA PB	0x098	152	H16	x 0,1	R	Phase B apparent power (kVA)		
Volt PB	0x099	153	H16	x 0,1	R	Phase B voltage (V)		
Amps PB	0x09A	154	H16	x 0,1	R	Phase B current (A)		
Cal PC	0x09B	155	H16		R	Phase C calibration		
W PC	0x09C	156	H16	x 0,1	R	Phase C active power (kW)		
VAR PC	0x09D	157	H16	x 0,1	R	Phase C reactive power (kVAR)	INSTANTANEOUS MEASURES MEASUREMENT BOARD n°5	
VA PC	0x09E	158	H16	x 0,1	R	Phase C apparent power (kVA)		
Volt PC	0x09F	159	H16	x 0,1	R	Phase C voltage (V)		
Amps PC	0x0A0	160	H16	x 0,1	R	Phase C current (A)		
Network	0x0A1	161	H16		R	Mono/Tri Network		NETWORK
Config	0x0A2	162	E16		R	Network's Configuration (please, see the board)		
Freq	0x0A3	163	H16	x 0,1	R	Network's frequency (Hz)		
Alarm	0x0A4	164	H16		R	Microcut : PA(0)-PB(1)-PC(2)		
THD	0x0A5	165	H16		R	Phase N° + THD phase in process (%)	TRIPHASE	
Cal 3P	0x0A6	166	H16		R	Triphase calibration		
W 3P	0x0A7	167	H16	x 0,1	R	Active power triphase network (kW)		
VAR 3P	0x0A8	168	H16	x 0,1	R	Reactive power triphase network (kVAR)		
VA 3P	0x0A9	169	H16	x 0,1	R	Apparent power triphase network (VA)		
CosPhi 3P	0x0AA	170	H16	1	R	Triphase Cosinus phi (%)		
TanPhi 3P	0x0AB	171	H16	1	R	Triphase Tangent phi (%)	PHASE A	
Volt 3P	0x0AC	172	H16	x 0,1	R	Triphase voltage (V)		
Amps 3P	0x0AD	173	H16	x 0,1	R	Triphase current (A)		
THD 3P	0x0AE	174	H16	1	R	Triphase current THD (%)		
Cal PA	0x0AF	175	H16		R	Phase A calibration		
W PA	0x0B0	176	H16	x 0,1	R	Phase A active power (kW)		
VAR PA	0x0B1	177	H16	x 0,1	R	Phase A reactive power (kVAR)	PHASE B	
VA PA	0x0B2	178	H16	x 0,1	R	Phase A apparent power (kVA)		
Volt PA	0x0B3	179	H16	x 0,1	R	Phase A voltage (V)		
Amps PA	0x0B4	180	H16	x 0,1	R	Phase A current (A)		
Cal PB	0x0B5	181	H16		R	Phase B calibration		
W PB	0x0B6	182	H16	x 0,1	R	Phase B active power (kW)		
VAR PB	0x0B7	183	H16	x 0,1	R	Phase B reactive power (kVAR)	PHASE C	
VA PB	0x0B8	184	H16	x 0,1	R	Phase B apparent power (kVA)		
Volt PB	0x0B9	185	H16	x 0,1	R	Phase B voltage (V)		
Amps PB	0x0BA	186	H16	x 0,1	R	Phase B current (A)		
Cal PC	0x0BB	187	H16		R	Phase C calibration		
W PC	0x0BC	188	H16	x 0,1	R	Phase C active power (kW)		
VAR PC	0x0BD	189	H16	x 0,1	R	Phase C reactive power (kVAR)		
VA PC	0x0BE	190	H16	x 0,1	R	Phase C apparent power (kVA)		
Volt PC	0x0BF	191	H16	x 0,1	R	Phase C voltage (V)		
Amps PC	0x0C0	192	H16	x 0,1	R	Phase C current (A)		

INSTANTANEOUS MEASURES MEASUREMENT BOARD n°6							
Network	0x0C1	193	H16		R	Mono/Tri Network	NETWORK
Config	0x0C2	194	E16		R	Network's Configuration (please, see the board)	
Freq	0x0C3	195	H16	x 0,1	R	Network's frequency (Hz)	
Alarm	0x0C4	196	H16		R	Microcut : PA(0)-PB(1)-PC(2)	
THD	0x0C5	197	H16		R	Phase N° + THD phase in process (%)	TRIPHASE
Cal 3P	0x0C6	198	H16		R	Triphase calibration	
W 3P	0x0C7	199	H16	x 0,1	R	Active power triphase network (kW)	
VAR 3P	0x0C8	200	H16	x 0,1	R	Reactive power triphase network (kVAR)	
VA 3P	0x0C9	201	H16	x 0,1	R	Apparent power triphase network (VA)	
CosPhi 3P	0x0CA	202	H16	1	R	Triphase Cosinus phi (%)	
TanPhi 3P	0x0CB	203	H16	1	R	Triphase Tangent phi (%)	PHASE A
Volt 3P	0x0CC	204	H16	x 0,1	R	Triphase voltage (V)	
Amps 3P	0x0CD	205	H16	x 0,1	R	Triphase current (A)	
THD 3P	0x0CE	206	H16	1	R	Triphase current THD (%)	
Cal PA	0x0CF	207	H16		R	Phase A calibration	
W PA	0x0D0	208	H16	x 0,1	R	Phase A active power (kW)	
VAR PA	0x0D1	209	H16	x 0,1	R	Phase A reactive power (kVAR)	PHASE B
VA PA	0x0D2	210	H16	x 0,1	R	Phase A apparent power (kVA)	
Volt PA	0x0D3	211	H16	x 0,1	R	Phase A voltage (V)	
Amps PA	0x0D4	212	H16	x 0,1	R	Phase A current (A)	
Cal PB	0x0D5	213	H16		R	Phase B calibration	
W PB	0x0D6	214	H16	x 0,1	R	Phase B active power (kW)	
VAR PB	0x0D7	215	H16	x 0,1	R	Phase B reactive power (kVAR)	PHASE C
VA PB	0x0D8	216	H16	x 0,1	R	Phase B apparent power (kVA)	
Volt PB	0x0D9	217	H16	x 0,1	R	Phase B voltage (V)	
Amps PB	0x0DA	218	H16	x 0,1	R	Phase B current (A)	
Cal PC	0x0DB	219	H16		R	Phase C calibration	
W PC	0x0DC	220	H16	x 0,1	R	Phase C active power (kW)	
VAR PC	0x0DD	221	H16	x 0,1	R	Phase C reactive power (kVAR)	PHASE C
VA PC	0x0DE	222	H16	x 0,1	R	Phase C apparent power (kVA)	
Volt PC	0x0DF	223	H16	x 0,1	R	Phase C voltage (V)	
Amps PC	0x0E0	224	H16	x 0,1	R	Phase C current (A)	
INSTANTANEOUS MEASURES MEASUREMENT BOARD n°7							
Network	0x0E1	225	H16		R	Mono/Tri Network	
Config	0x0E2	226	E16		R	Network's Configuration (please, see the board)	
Freq	0x0E3	227	H16	x 0,1	R	Network's frequency (Hz)	
Alarm	0x0E4	228	H16		R	Microcut : PA(0)-PB(1)-PC(2)	
THD	0x0E5	229	H16		R	Phase N° + THD phase in process (%)	TRIPHASE
Cal 3P	0x0E6	230	H16		R	Triphase calibration	
W 3P	0x0E7	231	H16	x 0,1	R	Active power triphase network (kW)	
VAR 3P	0x0E8	232	H16	x 0,1	R	Reactive power triphase network (kVAR)	
VA 3P	0x0E9	233	H16	x 0,1	R	Apparent power triphase network (VA)	
CosPhi 3P	0x0EA	234	H16	1	R	Triphase Cosinus phi (%)	
TanPhi 3P	0x0EB	235	H16	1	R	Triphase Tangent phi (%)	PHASE A
Volt 3P	0x0EC	236	H16	x 0,1	R	Triphase voltage (V)	
Amps 3P	0x0ED	237	H16	x 0,1	R	Triphase current (A)	
THD 3P	0x0EE	238	H16	1	R	Triphase current THD (%)	
Cal PA	0x0EF	239	H16		R	Phase A calibration	
W PA	0x0F0	240	H16	x 0,1	R	Phase A active power (kW)	
VAR PA	0x0F1	241	H16	x 0,1	R	Phase A reactive power (kVAR)	PHASE B
VA PA	0x0F2	242	H16	x 0,1	R	Phase A apparent power (kVA)	
Volt PA	0x0F3	243	H16	x 0,1	R	Phase A voltage (V)	
Amps PA	0x0F4	244	H16	x 0,1	R	Phase A current (A)	
Cal PB	0x0F5	245	H16		R	Phase B calibration	
W PB	0x0F6	246	H16	x 0,1	R	Phase B active power (kW)	
VAR PB	0x0F7	247	H16	x 0,1	R	Phase B reactive power (kVAR)	PHASE C
VA PB	0x0F8	248	H16	x 0,1	R	Phase B apparent power (kVA)	
Volt PB	0x0F9	249	H16	x 0,1	R	Phase B voltage (V)	
Amps PB	0x0FA	250	H16	x 0,1	R	Phase B current (A)	
Cal PC	0x0FB	251	H16		R	Phase C calibration	
W PC	0x0FC	252	H16	x 0,1	R	Phase C active power (kW)	
VAR PC	0x0FD	253	H16	x 0,1	R	Phase C reactive power (kVAR)	PHASE C
VA PC	0x0FE	254	H16	x 0,1	R	Phase C apparent power (kVA)	
Volt PC	0x0FF	255	H16	x 0,1	R	Phase C voltage (V)	
Amps PC	0x0100	256	H16	x 0,1	R	Phase C current (A)	
INSTANTANEOUS MEASURES MEASUREMENT BOARD n°8							
Network	0x0101	257	H16		R	Mono/Tri Network	
Config	0x0102	258	E16		R	Network's Configuration (please, see the board)	
Freq	0x0103	259	H16	x 0,1	R	Network's frequency (Hz)	

Alarm	0x0104	260	H16		R	Microcut : PA(0)-PB(1)-PC(2)	
THD	0x0105	261	H16		R	Phase N° + THD phase in process (%)	
Cal 3P	0x0106	262	H16		R	Triphase calibration	
W 3P	0x0107	263	H16	x 0,1	R	Active power triphase network (kW)	
VAR 3P	0x0108	264	H16	x 0,1	R	Reactive power triphase network (kVAR)	
VA 3P	0x0109	265	H16	x 0,1	R	Apparent power triphase network (VA)	
CosPhi 3P	0x010A	266	H16	1	R	Triphase Cosinus phi (%)	
TanPhi 3P	0x010B	267	H16	1	R	Triphase Tangent phi (%)	
Volt 3P	0x010C	268	H16	x 0,1	R	Triphase voltage (V)	
Amps 3P	0x010D	269	H16	x 0,1	R	Triphase current (A)	
THD 3P	0x010E	270	H16	1	R	Triphase current THD (%)	
Cal PA	0x010F	271	H16		R	Phase A calibration	
W PA	0x0110	272	H16	x 0,1	R	Phase A active power (kW)	
VAR PA	0x0111	273	H16	x 0,1	R	Phase A reactive power (kVAR)	
VA PA	0x0112	274	H16	x 0,1	R	Phase A apparent power (kVA)	
Volt PA	0x0113	275	H16	x 0,1	R	Phase A voltage (V)	
Amps PA	0x0114	276	H16	x 0,1	R	Phase A current (A)	
Cal PB	0x0115	277	H16		R	Phase B calibration	
W PB	0x0116	278	H16	x 0,1	R	Phase B active power (kW)	
VAR PB	0x0117	279	H16	x 0,1	R	Phase B reactive power (kVAR)	
VA PB	0x0118	280	H16	x 0,1	R	Phase B apparent power (kVA)	
Volt PB	0x0119	281	H16	x 0,1	R	Phase B voltage (V)	
Amps PB	0x011A	282	H16	x 0,1	R	Phase B current (A)	
Cal PC	0x011B	283	H16		R	Phase C calibration	
W PC	0x011C	284	H16	x 0,1	R	Phase C active power (kW)	
VAR PC	0x011D	285	H16	x 0,1	R	Phase C reactive power (kVAR)	
VA PC	0x011E	286	H16	x 0,1	R	Phase C apparent power (kVA)	
Volt PC	0x011F	287	H16	x 0,1	R	Phase C voltage (V)	
Amps PC	0x0120	288	H16	x 0,1	R	Phase C current (A)	
INSTANTANEOUS MEASURES MEASUREMENT BOARD n°9							
Network	0x0121	289	H16		R	Mono/Tri Network	
Config	0x0122	290	E16		R	Network's Configuration (please, see the board)	
Freq	0x0123	291	H16	x 0,1	R	Network's frequency (Hz)	
Alarm	0x0124	292	H16		R	Microcut : PA(0)-PB(1)-PC(2)	
THD	0x0125	293	H16		R	Phase N° + THD phase in process (%)	
Cal 3P	0x0126	294	H16		R	Triphase calibration	
W 3P	0x0127	295	H16	x 0,1	R	Active power triphase network (kW)	
VAR 3P	0x0128	296	H16	x 0,1	R	Reactive power triphase network (kVAR)	
VA 3P	0x0129	297	H16	x 0,1	R	Apparent power triphase network (VA)	
CosPhi 3P	0x012A	298	H16	1	R	Triphase Cosinus phi (%)	
TanPhi 3P	0x012B	299	H16	1	R	Triphase Tangent phi (%)	
Volt 3P	0x012C	300	H16	x 0,1	R	Triphase voltage (V)	
Amps 3P	0x012D	301	H16	x 0,1	R	Triphase current (A)	
THD 3P	0x012E	302	H16	1	R	Triphase current THD (%)	
Cal PA	0x012F	303	H16		R	Phase A calibration	
W PA	0x0130	304	H16	x 0,1	R	Phase A active power (kW)	
VAR PA	0x0131	305	H16	x 0,1	R	Phase A reactive power (kVAR)	
VA PA	0x0132	306	H16	x 0,1	R	Phase A apparent power (kVA)	
Volt PA	0x0133	307	H16	x 0,1	R	Phase A voltage (V)	
Amps PA	0x0134	308	H16	x 0,1	R	Phase A current (A)	
Cal PB	0x0135	309	H16		R	Phase B calibration	
W PB	0x0136	310	H16	x 0,1	R	Phase B active power (kW)	
VAR PB	0x0137	311	H16	x 0,1	R	Phase B reactive power (kVAR)	
VA PB	0x0138	312	H16	x 0,1	R	Phase B apparent power (kVA)	
Volt PB	0x0139	313	H16	x 0,1	R	Phase B voltage (V)	
Amps PB	0x013A	314	H16	x 0,1	R	Phase B current (A)	
Cal PC	0x013B	315	H16		R	Phase C calibration	
W PC	0x013C	316	H16	x 0,1	R	Phase C active power (kW)	
VAR PC	0x013D	317	H16	x 0,1	R	Phase C reactive power (kVAR)	
VA PC	0x013E	318	H16	x 0,1	R	Phase C apparent power (kVA)	
Volt PC	0x013F	319	H16	x 0,1	R	Phase C voltage (V)	
Amps PC	0x0140	320	H16	x 0,1	R	Phase C current (A)	
INSTANTANEOUS MEASURES MEASUREMENT BOARD n°10							
Network	0x0141	321	H16		R	Mono/Tri Network	
Config	0x0142	322	E16		R	Network's Configuration (please, see the board)	
Freq	0x0143	323	H16	x 0,1	R	Network's frequency (Hz)	
Alarm	0x0144	324	H16		R	Microcut : PA(0)-PB(1)-PC(2)	
THD	0x0145	325	H16		R	Phase N° + THD phase in process (%)	
Cal 3P	0x0146	326	H16		R	Triphase calibration	

W 3P	0x0147	327	H16	x 0,1	R	Active power triphase network (kW)	
VAR 3P	0x0148	328	H16	x 0,1	R	Reactive power triphase network (kVAR)	
VA 3P	0x0149	329	H16	x 0,1	R	Apparent power triphase network (VA)	
CosPhi 3P	0x014A	330	H16	1	R	Triphase Cosinus phi (%)	
TanPhi 3P	0x014B	331	H16	1	R	Triphase Tangent phi (%)	
Volt 3P	0x014C	332	H16	x 0,1	R	Triphase voltage (V)	
Amps 3P	0x014D	333	H16	x 0,1	R	Triphase current (A)	
THD 3P	0x014E	334	H16	1	R	Triphase current THD (%)	
Cal PA	0x014F	335	H16		R	Phase A calibration	
W PA	0x0150	336	H16	x 0,1	R	Phase A active power (kW)	PHASE A
VAR PA	0x0151	337	H16	x 0,1	R	Phase A reactive power (kVAR)	
VA PA	0x0152	338	H16	x 0,1	R	Phase A apparent power (kVA)	
Volt PA	0x0153	339	H16	x 0,1	R	Phase A voltage (V)	
Amps PA	0x0154	340	H16	x 0,1	R	Phase A current (A)	
Cal PB	0x0155	341	H16		R	Phase B calibration	
W PB	0x0156	342	H16	x 0,1	R	Phase B active power (kW)	PHASE B
VAR PB	0x0157	343	H16	x 0,1	R	Phase B reactive power (kVAR)	
VA PB	0x0158	344	H16	x 0,1	R	Phase B apparent power (kVA)	
Volt PB	0x0159	345	H16	x 0,1	R	Phase B voltage (V)	
Amps PB	0x015A	346	H16	x 0,1	R	Phase B current (A)	
Cal PC	0x015B	347	H16		R	Phase C calibration	
W PC	0x015C	348	H16	x 0,1	R	Phase C active power (kW)	PHASE C
VAR PC	0x015D	349	H16	x 0,1	R	Phase C reactive power (kVAR)	
VA PC	0x015E	350	H16	x 0,1	R	Phase C apparent power (kVA)	
Volt PC	0x015F	351	H16	x 0,1	R	Phase C voltage (V)	
Amps PC	0x0160	352	H16	x 0,1	R	Phase C current (A)	
INSTANTANEOUS MEASURES MEASUREMENT BOARD n°11							
Network	0x0161	353	H16		R	Mono/Tri Network	NETWORK
Config	0x0162	354	E16		R	Network's Configuration (please, see the board)	
Freq	0x0163	355	H16	x 0,1	R	Network's frequency (Hz)	
Alarm	0x0164	356	H16		R	Microcut : PA(0)-PB(1)-PC(2)	
THD	0x0165	357	H16		R	Phase N° + THD phase in process (%)	
Cal 3P	0x0166	358	H16		R	Triphase calibration	
W 3P	0x0167	359	H16	x 0,1	R	Active power triphase network (kW)	TRIPHASE
VAR 3P	0x0168	360	H16	x 0,1	R	Reactive power triphase network (kVAR)	
VA 3P	0x0169	361	H16	x 0,1	R	Apparent power triphase network (VA)	
CosPhi 3P	0x016A	362	H16	1	R	Triphase Cosinus phi (%)	
TanPhi 3P	0x016B	363	H16	1	R	Triphase Tangent phi (%)	
Volt 3P	0x016C	364	H16	x 0,1	R	Triphase voltage (V)	
Amps 3P	0x016D	365	H16	x 0,1	R	Triphase current (A)	
THD 3P	0x016E	366	H16	1	R	Triphase current THD (%)	
Cal PA	0x016F	367	H16		R	Phase A calibration	
W PA	0x0170	368	H16	x 0,1	R	Phase A active power (kW)	PHASE A
VAR PA	0x0171	369	H16	x 0,1	R	Phase A reactive power (kVAR)	
VA PA	0x0172	370	H16	x 0,1	R	Phase A apparent power (kVA)	
Volt PA	0x0173	371	H16	x 0,1	R	Phase A voltage (V)	
Amps PA	0x0174	372	H16	x 0,1	R	Phase A current (A)	
Cal PB	0x0175	373	H16		R	Phase B calibration	
W PB	0x0176	374	H16	x 0,1	R	Phase B active power (kW)	PHASE B
VAR PB	0x0177	375	H16	x 0,1	R	Phase B reactive power (kVAR)	
VA PB	0x0178	376	H16	x 0,1	R	Phase B apparent power (kVA)	
Volt PB	0x0179	377	H16	x 0,1	R	Phase B voltage (V)	
Amps PB	0x017A	378	H16	x 0,1	R	Phase B current (A)	
Cal PC	0x017B	379	H16		R	Phase C calibration	
W PC	0x017C	380	H16	x 0,1	R	Phase C active power (kW)	PHASE C
VAR PC	0x017D	381	H16	x 0,1	R	Phase C reactive power (kVAR)	
VA PC	0x017E	382	H16	x 0,1	R	Phase C apparent power (kVA)	
Volt PC	0x017F	383	H16	x 0,1	R	Phase C voltage (V)	
Amps PC	0x0180	384	H16	x 0,1	R	Phase C current (A)	
INSTANTANEOUS MEASURES MEASUREMENT BOARD n°12							
Network	0x0181	385	H16		R	Mono/Tri Network	NETWORK
Config	0x0182	386	E16		R	Network's Configuration (please, see the board)	
Freq	0x0183	387	H16	x 0,1	R	Network's frequency (Hz)	
Alarm	0x0184	388	H16		R	Microcut : PA(0)-PB(1)-PC(2)	
THD	0x0185	389	H16		R	Phase N° + THD phase in process (%)	
Cal 3P	0x0186	390	H16		R	Triphase calibration	
W 3P	0x0187	391	H16	x 0,1	R	Active power triphase network (kW)	TRIPHASE
VAR 3P	0x0188	392	H16	x 0,1	R	Reactive power triphase network (kVAR)	
VA 3P	0x0189	393	H16	x 0,1	R	Apparent power triphase network (VA)	
CosPhi 3P	0x018A	394	H16	1	R	Triphase Cosinus phi (%)	

TanPhi 3P	0x018B	395	H16	1	R	Triphase Tangent phi (%)	
Volt 3P	0x018C	396	H16	x 0,1	R	Triphase voltage (V)	
Amps 3P	0x018D	397	H16	x 0,1	R	Triphase current (A)	
THD 3P	0x018E	398	H16	1	R	Triphase current THD (%)	
Cal PA	0x018F	399	H16		R	Phase A calibration	PHASE A
W PA	0x0190	400	H16	x 0,1	R	Phase A active power (kW)	
VAR PA	0x0191	401	H16	x 0,1	R	Phase A reactive power (kVAR)	
VA PA	0x0192	402	H16	x 0,1	R	Phase A apparent power (kVA)	
Volt PA	0x0193	403	H16	x 0,1	R	Phase A voltage (V)	
Amps PA	0x0194	404	H16	x 0,1	R	Phase A current (A)	
Cal PB	0x0195	405	H16		R	Phase B calibration	PHASE B
W PB	0x0196	406	H16	x 0,1	R	Phase B active power (kW)	
VAR PB	0x0197	407	H16	x 0,1	R	Phase B reactive power (kVAR)	
VA PB	0x0198	408	H16	x 0,1	R	Phase B apparent power (kVA)	
Volt PB	0x0199	409	H16	x 0,1	R	Phase B voltage (V)	
Amps PB	0x019A	410	H16	x 0,1	R	Phase B current (A)	
Cal PC	0x019B	411	H16		R	Phase C calibration	PHASE C
W PC	0x019C	412	H16	x 0,1	R	Phase C active power (kW)	
VAR PC	0x019D	413	H16	x 0,1	R	Phase C reactive power (kVAR)	
VA PC	0x019E	414	H16	x 0,1	R	Phase C apparent power (kVA)	
Volt PC	0x019F	415	H16	x 0,1	R	Phase C voltage (V)	
Amps PC	0x01A0	416	H16	x 0,1	R	Phase C current (A)	

10.4.3. Memory area: Data of recorded measurements – Recording area ENERGY36 N°0 to N°9

Recording data:

Recording data are data of cumulated/average/min/max measurement on the recording period. Recording period is by default 10 minutes (600sec).

Recording data are divided into 10 areas (recording area ENERGY36 N°0 + recording area ENERGY36 N°1 + ... + recording area ENERGY36 N°9)

Each recording area can be divided in 3 parts:

Part 1 – General Informations + general data + parameterization

Part 2 – Common Recorded data to the 12 measurement boards (VOLTAGES/ FREQUENCY / MICROCUT)

Part 3 – recorded data of each measurement board (ENERGY/POWER/COS Phi/TAN Phi/CURRENT/THD)

Part 3 can be divided into 12 sub parts which are corresponding to recording data of each one of the 12 measurement board (MEASUREMENT BOARD N°1 + MEASUREMENT BOARD N°2 + ... + MEASUREMENT BOARD N°12)

The recording areas of ENERGY36 N°0 to N°9 are corresponding to recording data of the ENERGY36 in function of the place of the rotative slot address which differentiate the ENERGY36.

Radio communication:

Radio communication between the ENERGY36 allows measurement data recovery with the « Coordinator », inside a cluster of ENERGY36 in radio communication. The « Coordinator » collects all the recording data of the members of the cluster in radio communication. A cluster in radio communication can contain up to 10 ENERGY36.

To activate communication you have to put the slot COM RF on position « On »

In radio communication, recording areas ENERGY36 N° 0 to 9 define the memory areas where the "coordinator" stores collected data coming from each ENERGY36 inside the cluster in radio communication.

The number of an ENERGY36 inside a radio cluster is given by the rotative Slot address.

The members of a cluster in radio communication are differentiated by the number corresponding to the position of the rotative Slot address.

In radio configuration, the rotative slot address of "collector" must always be on "0". All the other ENERGY36 inside the cluster in radio communication will be allocated to different numbers, on the rotative slot address, in order to differentiate them, and to recover data inside the corresponding recording areas (recording areas ENERGY36 N°0 à N°9).

Wired Modbus :

The wired modbus number is "1", for the positions "0" et "1" of rotative slot address

Detail about recorded energy unit :

=> X0.01 kWh / x0.01kVARh / x 0.01kVAh

If recording period is less than or equal to 10min (≤ 600 sec)

=> X0.1 kWh / x0.1kVARh / x 0.1kVAh

If recording period is upper to 10min (> 600 sec)

RECORDED INFORMATION : RECORDING AREA ENERGY36 N°0 TO 9

RECORDING AREA ENERGY36 N° 0

Serial Number 2	0x01A1	417	H64		R	Serial number (64 bits) NB : Serial Number 1 = Low weight Serial Number 4 = Strong weight	INFORMATION
Serial Number 3	0x01A2	418					
Serial Number 4	0x01A3	419					
	0x01A4	420					
DateRec Low	0x01A5	421	H48		R	Year - Month Day - Hour Recording date Minute - Seconde	
DateRec Med	0x01A6	422					
DateRec High	0x01A7	423					
Date Low	0x01A8	424	H48		R/W	Year - Month Day - Hour Date Minute - Seconde	
Date Med	0x01A9	425					
Date High	0x01AA	426					
Version/Type	0x01AB	427	H16		R	Software version + System type	
New+Time MB	0x01AC	428	H16		R	New recording + Remaining time	
Time Record	0x01AD	429	H16		R	time before next registration (sec)	
ChanList	0x01AE	430	H16		R	1 bit for a MEASUREMENT BOARD (connected MEASUREMENT BOARD = 1)	
Switch	0x01AF	431	H16		R	N° MB + RF_ONOFF + RF_EN + RF_MS + RF_GROUP	
AN	0x01B0	432	H16		R	Analogic input rating	
Temperature	0x01B1	433	H16		R	Inner temperature (°C)	
Pulse IN	0x01B2	434	H16		R	TOR input status 1 (bit 0) - 2 (bit 1) - 3 (bit 2) - 4 (bit 3)	
Pulse 1 Low	0x01B3	435	H16		R	Impulsive meter 1	
Pulse 2 Low	0x01B4	436	H16		R	Impulsive meter 2	
Pulse 3 Low	0x01B5	437	H16		R	Impulsive meter 3	
Pulse 4 Low	0x01B6	438	H16		R	Impulsive meter 4	
Period Record	0x01B7	439	H16		R/W	time before next registration (sec)	
TORout	0x01B8	440	H16		R/W	1 bit for a MEASUREMENT BOARD (connected MEASUREMENT BOARD = 1)	

Common recorded data to the 12 measurement board (VOLTAGE / FREQUENCY / MICRO CUT)

Network	0x01B9	441	H16		R	Kind of network : Mono/Tri	TRI PHASE
Freq	0x01BA	442	H16	x 0,1	R	Network frequency (Hz)	
Vav 3P	0x01BB	443	H16	x 0,1	R	Triphase average voltage (x0.1V)	
Vmin 3P	0x01BC	444	H16	x 0,1	R	Triphase min voltage (x0.1V)	PHASE A
Vmax 3P	0x01BD	445	H16	x 0,1	R	Triphase max voltage (x0.1V)	
MCcnt 3P	0x01BE	446	H16	1	R	Triphase microcut meter	
Vav PA	0x01BF	447	H16	x 0,1	R	Phase A average voltage (x0.1V)	PHASE B
Vmin PA	0x01C0	448	H16	x 0,1	R	Phase A min voltage (x0.1V)	
Vmax PA	0x01C1	449	H16	x 0,1	R	Phase A max voltage (x0.1V)	
MCcnt PA	0x01C2	450	H16	1	R	Phase A microcut meter	PHASE C
Vav PB	0x01C3	451	H16	x 0,1	R	Phase B average voltage (x0.1V)	
Vmin PB	0x01C4	452	H16	x 0,1	R	Phase B min voltage (x0.1V)	
Vmax PB	0x01C5	453	H16	x 0,1	R	Phase B max voltage (x0.1V)	
MCcnt PB	0x01C6	454	H16	1	R	Phase B microcut meter	
Vav PC	0x01C7	455	H16	x 0,1	R	Phase C average voltage (x0.1V)	
Vmin PC	0x01C8	456	H16	x 0,1	R	Phase C min voltage (x0.1V)	
Vmax PC	0x01C9	457	H16	x 0,1	R	Phase C max voltage (x0.1V)	
MCcnt PC	0x01CA	458	H16	1	R	Phase C microcut meter	
	0x01CB	459					
	0x01CC	460					
	0x01CD	461					
	0x01CE	462					
	0x01CF	463					
	0x01D0	464					

Recorded data for each measurement board(ENERGY/POWER/COS Phi/TAN Phi/CURRENT/THD)

MEASUREMENT BOARD N° 1

Config	0x01D1	465	H16		R	CT configuration (Please, observe the board)	TRI PHASE	
Wh 3P	0x01D2	466	H16	x 0,01	R	Triphase active energy (x0.01kWh)		
Wmax 3P	0x01D3	467	H16	x 0,1	R	Triphase max active power (x0.1kW)		
VARh 3P	0x01D4	468	H16	x 0,01	R	Triphase reactive energy (x0.01kVARh)		
VAh 3P	0x01D5	469	H16	x 0,01	R	Triphase apparent energy (x0.01kVAh)		
CosPhi 3P	0x01D6	470	H16	1	R	Triphase Cos Phi (%)		
TanPhi 3P	0x01D7	471	H16	1	R	Triphase Tan Phi (%)		
Iav 3P	0x01D8	472	H16	x 0,1	R	Triphase average current (x0.1A)		
THD 3P	0x01D9	473	H16	1	R	Triphase average current THD (%)		
Wh PA	0x01DA	474	H16	x 0,01	R	Phase A active energy (x0.01kWh)		PHASE A
Wmax PA	0x01DB	475	H16	x 0,1	R	Phase A max active power (x0.1kW)		
VARh PA	0x01DC	476	H16	x 0,01	R	Phase A reactive energy (x0.01kVARh)		

lav PA	0x01DD	477	H16	x 0,1	R	Phase A average current (x0.1A)		
THD PA	0x01DE	478	H16	1	R	Phase A average current THD (%)		
Wh PB	0x01DF	479	H16	x 0,01	R	Phase B active energy (x0.01kWh)	PHASE B	
Wmax PB	0x01E0	480	H16	x 0,1	R	Phase B max active power (x0.1kW)		
VARh PB	0x01E1	481	H16	x 0,01	R	Phase B reactive energy (x0.01kVARh)		
lav PB	0x01E2	482	H16	x 0,1	R	Phase B average current (x0.1A)		
THD PB	0x01E3	483	H16	1	R	Phase B average current THD (%)		
Wh PC	0x01E4	484	H16	x 0,01	R	Phase C active energy (x0.01kWh)	PHASE C	
Wmax PC	0x01E5	485	H16	x 0,1	R	Phase C max active power (x0.1kW)		
VARh PC	0x01E6	486	H16	x 0,01	R	Phase C reactive energy (x0.01kVARh)		
lav PC	0x01E7	487	H16	x 0,1	R	Phase C average current (x0.1A)		
THD PC	0x01E8	488	H16	1	R	Phase C average current THD (%)		
MEASUREMENT BOARD N° 2								
Config	0x01E9	489	H16		R	CT configuration (Please, observe the board)		
Wh 3P	0x01EA	490	H16	x 0,01	R	Triphase active energy (x0.01kWh)	TRIPHASE	
Wmax 3P	0x01EB	491	H16	x 0,1	R	Triphase max active power (x0.1kW)		
VARh 3P	0x01EC	492	H16	x 0,01	R	Triphase reactive energy (x0.01kVARh)		
VAh 3P	0x01ED	493	H16	x 0,01	R	Triphase apparent energy (x0.01kVAh)		
CosPhi 3P	0x01EE	494	H16	1	R	Triphase Cos Phi (%)		
TanPhi 3P	0x01EF	495	H16	1	R	Triphase Tan Phi (%)		
lav 3P	0x01F0	496	H16	x 0,1	R	Triphase average current (x0.1A)		
THD 3P	0x01F1	497	H16	1	R	Triphase average current THD (%)		
Wh PA	0x01F2	498	H16	x 0,01	R	Phase A active energy (x0.01kWh)		PHASE A
Wmax PA	0x01F3	499	H16	x 0,1	R	Phase A max active power (x0.1kW)		
VARh PA	0x01F4	500	H16	x 0,01	R	Phase A reactive energy (x0.01kVARh)		
lav PA	0x01F5	501	H16	x 0,1	R	Phase A average current (x0.1A)		
THD PA	0x01F6	502	H16	1	R	Phase A average current THD (%)		
Wh PB	0x01F7	503	H16	x 0,01	R	Phase B active energy (x0.01kWh)	PHASE B	
Wmax PB	0x01F8	504	H16	x 0,1	R	Phase B max active power (x0.1kW)		
VARh PB	0x01F9	505	H16	x 0,01	R	Phase B reactive energy (x0.01kVARh)		
lav PB	0x01FA	506	H16	x 0,1	R	Phase B average current (x0.1A)		
THD PB	0x01FB	507	H16	1	R	Phase B average current THD (%)		
Wh PC	0x01FC	508	H16	x 0,01	R	Phase C active energy (x0.01kWh)	PHASE C	
Wmax PC	0x01FD	509	H16	x 0,1	R	Phase C max active power (x0.1kW)		
VARh PC	0x01FE	510	H16	x 0,01	R	Phase C reactive energy (x0.01kVARh)		
lav PC	0x01FF	511	H16	x 0,1	R	Phase C average current (x0.1A)		
THD PC	0x0200	512	H16	1	R	Phase C average current THD (%)		
MEASUREMENT BOARD N° 3								
Config	0x0201	513	H16		R	CT configuration (Please, observe the board)		
Wh 3P	0x0202	514	H16	x 0,01	R	Triphase active energy (x0.01kWh)	TRIPHASE	
Wmax 3P	0x0203	515	H16	x 0,1	R	Triphase max active power (x0.1kW)		
VARh 3P	0x0204	516	H16	x 0,01	R	Triphase reactive energy (x0.01kVARh)		
VAh 3P	0x0205	517	H16	x 0,01	R	Triphase apparent energy (x0.01kVAh)		
CosPhi 3P	0x0206	518	H16	1	R	Triphase Cos Phi (%)		
TanPhi 3P	0x0207	519	H16	1	R	Triphase Tan Phi (%)		
lav 3P	0x0208	520	H16	x 0,1	R	Triphase average current (x0.1A)		
THD 3P	0x0209	521	H16	1	R	Triphase average current THD (%)		
Wh PA	0x020A	522	H16	x 0,01	R	Phase A active energy (x0.01kWh)		PHASE A
Wmax PA	0x020B	523	H16	x 0,1	R	Phase A max active power (x0.1kW)		
VARh PA	0x020C	524	H16	x 0,01	R	Phase A reactive energy (x0.01kVARh)		
lav PA	0x020D	525	H16	x 0,1	R	Phase A average current (x0.1A)		
THD PA	0x020E	526	H16	1	R	Phase A average current THD (%)		
Wh PB	0x020F	527	H16	x 0,01	R	Phase B active energy (x0.01kWh)	PHASE B	
Wmax PB	0x0210	528	H16	x 0,1	R	Phase B max active power (x0.1kW)		
VARh PB	0x0211	529	H16	x 0,01	R	Phase B reactive energy (x0.01kVARh)		
lav PB	0x0212	530	H16	x 0,1	R	Phase B average current (x0.1A)		
THD PB	0x0213	531	H16	1	R	Phase B average current THD (%)		
Wh PC	0x0214	532	H16	x 0,01	R	Phase C active energy (x0.01kWh)	PHASE C	
Wmax PC	0x0215	533	H16	x 0,1	R	Phase C max active power (x0.1kW)		
VARh PC	0x0216	534	H16	x 0,01	R	Phase C reactive energy (x0.01kVARh)		
lav PC	0x0217	535	H16	x 0,1	R	Phase C average current (x0.1A)		
THD PC	0x0218	536	H16	1	R	Phase C average current THD (%)		
MEASUREMENT BOARD N° 4								
Config	0x0219	537	H16		R	CT configuration (Please, observe the board)		
Wh 3P	0x021A	538	H16	x 0,01	R	Triphase active energy (x0.01kWh)	TRIPHASE	
Wmax 3P	0x021B	539	H16	x 0,1	R	Triphase max active power (x0.1kW)		
VARh 3P	0x021C	540	H16	x 0,01	R	Triphase reactive energy (x0.01kVARh)		
VAh 3P	0x021D	541	H16	x 0,01	R	Triphase apparent energy (x0.01kVAh)		
CosPhi 3P	0x021E	542	H16	1	R	Triphase Cos Phi (%)		
TanPhi 3P	0x021F	543	H16	1	R	Triphase Tan Phi (%)		
lav 3P	0x0220	544	H16	x 0,1	R	Triphase average current (x0.1A)		
THD 3P	0x0221	545	H16	1	R	Triphase average current THD (%)		

Wh PA	0x0222	546	H16	x 0,01	R	Phase A active energy (x0.01kWh)	PHASE A
Wmax PA	0x0223	547	H16	x 0,1	R	Phase A max active power (x0.1kW)	
VARh PA	0x0224	548	H16	x 0,01	R	Phase A reactive energy (x0.01kVARh)	
Iav PA	0x0225	549	H16	x 0,1	R	Phase A average current (x0.1A)	
THD PA	0x0226	550	H16	1	R	Phase A average current THD (%)	PHASE B
Wh PB	0x0227	551	H16	x 0,01	R	Phase B active energy (x0.01kWh)	
Wmax PB	0x0228	552	H16	x 0,1	R	Phase B max active power (x0.1kW)	
VARh PB	0x0229	553	H16	x 0,01	R	Phase B reactive energy (x0.01kVARh)	
Iav PB	0x022A	554	H16	x 0,1	R	Phase B average current (x0.1A)	PHASE C
THD PB	0x022B	555	H16	1	R	Phase B average current THD (%)	
Wh PC	0x022C	556	H16	x 0,01	R	Phase C active energy (x0.01kWh)	
Wmax PC	0x022D	557	H16	x 0,1	R	Phase C max active power (x0.1kW)	
VARh PC	0x022E	558	H16	x 0,01	R	Phase C reactive energy (x0.01kVARh)	MEASUREMENT BOARD N° 5
Iav PC	0x022F	559	H16	x 0,1	R	Phase C average current (x0.1A)	
THD PC	0x0230	560	H16	1	R	Phase C average current THD (%)	
Config	0x0231	561	H16		R	CT configuration (Please, observe the board)	
Wh 3P	0x0232	562	H16	x 0,01	R	Triphase active energy (x0.01kWh)	TRIPLHASE
Wmax 3P	0x0233	563	H16	x 0,1	R	Triphase max active power (x0.1kW)	
VARh 3P	0x0234	564	H16	x 0,01	R	Triphase reactive energy (x0.01kVARh)	
VAh 3P	0x0235	565	H16	x 0,01	R	Triphase apparent energy (x0.01kVAh)	
CosPhi 3P	0x0236	566	H16	1	R	Triphase Cos Phi (%)	
TanPhi 3P	0x0237	567	H16	1	R	Triphase Tan Phi (%)	
Iav 3P	0x0238	568	H16	x 0,1	R	Triphase average current (x0.1A)	
THD 3P	0x0239	569	H16	1	R	Triphase average current THD (%)	PHASE A
Wh PA	0x023A	570	H16	x 0,01	R	Phase A active energy (x0.01kWh)	
Wmax PA	0x023B	571	H16	x 0,1	R	Phase A max active power (x0.1kW)	
VARh PA	0x023C	572	H16	x 0,01	R	Phase A reactive energy (x0.01kVARh)	
Iav PA	0x023D	573	H16	x 0,1	R	Phase A average current (x0.1A)	PHASE B
THD PA	0x023E	574	H16	1	R	Phase A average current THD (%)	
Wh PB	0x023F	575	H16	x 0,01	R	Phase B active energy (x0.01kWh)	
Wmax PB	0x0240	576	H16	x 0,1	R	Phase B max active power (x0.1kW)	
VARh PB	0x0241	577	H16	x 0,01	R	Phase B reactive energy (x0.01kVARh)	PHASE C
Iav PB	0x0242	578	H16	x 0,1	R	Phase B average current (x0.1A)	
THD PB	0x0243	579	H16	1	R	Phase B average current THD (%)	
Wh PC	0x0244	580	H16	x 0,01	R	Phase C active energy (x0.01kWh)	
Wmax PC	0x0245	581	H16	x 0,1	R	Phase C max active power (x0.1kW)	MEASUREMENT BOARD N° 6
VARh PC	0x0246	582	H16	x 0,01	R	Phase C reactive energy (x0.01kVARh)	
Iav PC	0x0247	583	H16	x 0,1	R	Phase C average current (x0.1A)	
THD PC	0x0248	584	H16	1	R	Phase C average current THD (%)	
Config	0x0249	585	H16		R	CT configuration (Please, observe the board)	
Wh 3P	0x024A	586	H16	x 0,01	R	Triphase active energy (x0.01kWh)	TRIPLHASE
Wmax 3P	0x024B	587	H16	x 0,1	R	Triphase max active power (x0.1kW)	
VARh 3P	0x024C	588	H16	x 0,01	R	Triphase reactive energy (x0.01kVARh)	
VAh 3P	0x024D	589	H16	x 0,01	R	Triphase apparent energy (x0.01kVAh)	
CosPhi 3P	0x024E	590	H16	1	R	Triphase Cos Phi (%)	
TanPhi 3P	0x024F	591	H16	1	R	Triphase Tan Phi (%)	
Iav 3P	0x0250	592	H16	x 0,1	R	Triphase average current (x0.1A)	
THD 3P	0x0251	593	H16	1	R	Triphase average current THD (%)	PHASE A
Wh PA	0x0252	594	H16	x 0,01	R	Phase A active energy (x0.01kWh)	
Wmax PA	0x0253	595	H16	x 0,1	R	Phase A max active power (x0.1kW)	
VARh PA	0x0254	596	H16	x 0,01	R	Phase A reactive energy (x0.01kVARh)	
Iav PA	0x0255	597	H16	x 0,1	R	Phase A average current (x0.1A)	PHASE B
THD PA	0x0256	598	H16	1	R	Phase A average current THD (%)	
Wh PB	0x0257	599	H16	x 0,01	R	Phase B active energy (x0.01kWh)	
Wmax PB	0x0258	600	H16	x 0,1	R	Phase B max active power (x0.1kW)	
VARh PB	0x0259	601	H16	x 0,01	R	Phase B reactive energy (x0.01kVARh)	PHASE C
Iav PB	0x025A	602	H16	x 0,1	R	Phase B average current (x0.1A)	
THD PB	0x025B	603	H16	1	R	Phase B average current THD (%)	
Wh PC	0x025C	604	H16	x 0,01	R	Phase C active energy (x0.01kWh)	
Wmax PC	0x025D	605	H16	x 0,1	R	Phase C max active power (x0.1kW)	MEASUREMENT BOARD N° 7
VARh PC	0x025E	606	H16	x 0,01	R	Phase C reactive energy (x0.01kVARh)	
Iav PC	0x025F	607	H16	x 0,1	R	Phase C average current (x0.1A)	
THD PC	0x0260	608	H16	1	R	Phase C average current THD (%)	
Config	0x0261	609	H16		R	CT configuration (Please, observe the board)	
Wh 3P	0x0262	610	H16	x 0,01	R	Triphase active energy (x0.01kWh)	TRIPLHASE
Wmax 3P	0x0263	611	H16	x 0,1	R	Triphase max active power (x0.1kW)	
VARh 3P	0x0264	612	H16	x 0,01	R	Triphase reactive energy (x0.01kVARh)	
VAh 3P	0x0265	613	H16	x 0,01	R	Triphase apparent energy (x0.01kVAh)	
CosPhi 3P	0x0266	614	H16	1	R	Triphase Cos Phi (%)	

TanPhi 3P	0x0267	615	H16	1	R	Triphase Tan Phi (%)	
lav 3P	0x0268	616	H16	x 0,1	R	Triphase average current (x0.1A)	
THD 3P	0x0269	617	H16	1	R	Triphase average current THD (%)	
Wh PA	0x026A	618	H16	x 0,01	R	Phase A active energy (x0.01kWh)	PHASE A
Wmax PA	0x026B	619	H16	x 0,1	R	Phase A max active power (x0.1kW)	
VARh PA	0x026C	620	H16	x 0,01	R	Phase A reactive energy (x0.01kVARh)	
lav PA	0x026D	621	H16	x 0,1	R	Phase A average current (x0.1A)	
THD PA	0x026E	622	H16	1	R	Phase A average current THD (%)	
Wh PB	0x026F	623	H16	x 0,01	R	Phase B active energy (x0.01kWh)	
Wmax PB	0x0270	624	H16	x 0,1	R	Phase B max active power (x0.1kW)	
VARh PB	0x0271	625	H16	x 0,01	R	Phase B reactive energy (x0.01kVARh)	
lav PB	0x0272	626	H16	x 0,1	R	Phase B average current (x0.1A)	
THD PB	0x0273	627	H16	1	R	Phase B average current THD (%)	
Wh PC	0x0274	628	H16	x 0,01	R	Phase C active energy (x0.01kWh)	PHASE C
Wmax PC	0x0275	629	H16	x 0,1	R	Phase C max active power (x0.1kW)	
VARh PC	0x0276	630	H16	x 0,01	R	Phase C reactive energy (x0.01kVARh)	
lav PC	0x0277	631	H16	x 0,1	R	Phase C average current (x0.1A)	
THD PC	0x0278	632	H16	1	R	Phase C average current THD (%)	
MEASUREMENT BOARD N° 8							
Config	0x0279	633	H16		R	CT configuration (Please, observe the board)	
Wh 3P	0x027A	634	H16	x 0,01	R	Triphase active energy (x0.01kWh)	TRIPHASE
Wmax 3P	0x027B	635	H16	x 0,1	R	Triphase max active power (x0.1kW)	
VARh 3P	0x027C	636	H16	x 0,01	R	Triphase reactive energy (x0.01kVARh)	
VAh 3P	0x027D	637	H16	x 0,01	R	Triphase apparent energy (x0.01kVAh)	
CosPhi 3P	0x027E	638	H16	1	R	Triphase Cos Phi (%)	
TanPhi 3P	0x027F	639	H16	1	R	Triphase Tan Phi (%)	
lav 3P	0x0280	640	H16	x 0,1	R	Triphase average current (x0.1A)	
THD 3P	0x0281	641	H16	1	R	Triphase average current THD (%)	
Wh PA	0x0282	642	H16	x 0,01	R	Phase A active energy (x0.01kWh)	PHASE A
Wmax PA	0x0283	643	H16	x 0,1	R	Phase A max active power (x0.1kW)	
VARh PA	0x0284	644	H16	x 0,01	R	Phase A reactive energy (x0.01kVARh)	
lav PA	0x0285	645	H16	x 0,1	R	Phase A average current (x0.1A)	
THD PA	0x0286	646	H16	1	R	Phase A average current THD (%)	
Wh PB	0x0287	647	H16	x 0,01	R	Phase B active energy (x0.01kWh)	PHASE B
Wmax PB	0x0288	648	H16	x 0,1	R	Phase B max active power (x0.1kW)	
VARh PB	0x0289	649	H16	x 0,01	R	Phase B reactive energy (x0.01kVARh)	
lav PB	0x028A	650	H16	x 0,1	R	Phase B average current (x0.1A)	
THD PB	0x028B	651	H16	1	R	Phase B average current THD (%)	
Wh PC	0x028C	652	H16	x 0,01	R	Phase C active energy (x0.01kWh)	PHASE C
Wmax PC	0x028D	653	H16	x 0,1	R	Phase C max active power (x0.1kW)	
VARh PC	0x028E	654	H16	x 0,01	R	Phase C reactive energy (x0.01kVARh)	
lav PC	0x028F	655	H16	x 0,1	R	Phase C average current (x0.1A)	
THD PC	0x0290	656	H16	1	R	Phase C average current THD (%)	
MEASUREMENT BOARD N° 9							
Config	0x0291	657	H16		R	CT configuration (Please, observe the board)	
Wh 3P	0x0292	658	H16	x 0,01	R	Triphase active energy (x0.01kWh)	TRIPHASE
Wmax 3P	0x0293	659	H16	x 0,1	R	Triphase max active power (x0.1kW)	
VARh 3P	0x0294	660	H16	x 0,01	R	Triphase reactive energy (x0.01kVARh)	
VAh 3P	0x0295	661	H16	x 0,01	R	Triphase apparent energy (x0.01kVAh)	
CosPhi 3P	0x0296	662	H16	1	R	Triphase Cos Phi (%)	
TanPhi 3P	0x0297	663	H16	1	R	Triphase Tan Phi (%)	
lav 3P	0x0298	664	H16	x 0,1	R	Triphase average current (x0.1A)	
THD 3P	0x0299	665	H16	1	R	Triphase average current THD (%)	
Wh PA	0x029A	666	H16	x 0,01	R	Phase A active energy (x0.01kWh)	PHASE A
Wmax PA	0x029B	667	H16	x 0,1	R	Phase A max active power (x0.1kW)	
VARh PA	0x029C	668	H16	x 0,01	R	Phase A reactive energy (x0.01kVARh)	
lav PA	0x029D	669	H16	x 0,1	R	Phase A average current (x0.1A)	
THD PA	0x029E	670	H16	1	R	Phase A average current THD (%)	
Wh PB	0x029F	671	H16	x 0,01	R	Phase B active energy (x0.01kWh)	PHASE B
Wmax PB	0x02A0	672	H16	x 0,1	R	Phase B max active power (x0.1kW)	
VARh PB	0x02A1	673	H16	x 0,01	R	Phase B reactive energy (x0.01kVARh)	
lav PB	0x02A2	674	H16	x 0,1	R	Phase B average current (x0.1A)	
THD PB	0x02A3	675	H16	1	R	Phase B average current THD (%)	
Wh PC	0x02A4	676	H16	x 0,01	R	Phase C active energy (x0.01kWh)	PHASE C
Wmax PC	0x02A5	677	H16	x 0,1	R	Phase C max active power (x0.1kW)	
VARh PC	0x02A6	678	H16	x 0,01	R	Phase C reactive energy (x0.01kVARh)	
lav PC	0x02A7	679	H16	x 0,1	R	Phase C average current (x0.1A)	
THD PC	0x02A8	680	H16	1	R	Phase C average current THD (%)	
MEASUREMENT BOARD N° 10							
Config	0x02A9	681	H16		R	CT configuration (Please, observe the board)	
Wh 3P	0x02AA	682	H16	x 0,01	R	Triphase active energy (x0.01kWh)	TRIPHASE
Wmax 3P	0x02AB	683	H16	x 0,1	R	Triphase max active power (x0.1kW)	
VARh 3P	0x02AC	684	H16	x 0,01	R	Triphase reactive energy (x0.01kVARh)	

VAh 3P	0x02AD	685	H16	x 0,01	R	Triphase apparent energy (x0.01kVAh)	
CosPhi 3P	0x02AE	686	H16	1	R	Triphase Cos Phi (%)	
TanPhi 3P	0x02AF	687	H16	1	R	Triphase Tan Phi (%)	
Iav 3P	0x02B0	688	H16	x 0,1	R	Triphase average current (x0.1A)	
THD 3P	0x02B1	689	H16	1	R	Triphase average current THD (%)	
Wh PA	0x02B2	690	H16	x 0,01	R	Phase A active energy (x0.01kWh)	PHASE A
Wmax PA	0x02B3	691	H16	x 0,1	R	Phase A max active power (x0.1kW)	
VARh PA	0x02B4	692	H16	x 0,01	R	Phase A reactive energy (x0.01kVARh)	
Iav PA	0x02B5	693	H16	x 0,1	R	Phase A average current (x0.1A)	
THD PA	0x02B6	694	H16	1	R	Phase A average current THD (%)	
Wh PB	0x02B7	695	H16	x 0,01	R	Phase B active energy (x0.01kWh)	PHASE B
Wmax PB	0x02B8	696	H16	x 0,1	R	Phase B max active power (x0.1kW)	
VARh PB	0x02B9	697	H16	x 0,01	R	Phase B reactive energy (x0.01kVARh)	
Iav PB	0x02BA	698	H16	x 0,1	R	Phase B average current (x0.1A)	
THD PB	0x02BB	699	H16	1	R	Phase B average current THD (%)	
Wh PC	0x02BC	700	H16	x 0,01	R	Phase C active energy (x0.01kWh)	PHASE C
Wmax PC	0x02BD	701	H16	x 0,1	R	Phase C max active power (x0.1kW)	
VARh PC	0x02BE	702	H16	x 0,01	R	Phase C reactive energy (x0.01kVARh)	
Iav PC	0x02BF	703	H16	x 0,1	R	Phase C average current (x0.1A)	
THD PC	0x02C0	704	H16	1	R	Phase C average current THD (%)	
MEASUREMENT BOARD N° 11							
Config	0x02C1	705	H16		R	CT configuration (Please, observe the board)	
Wh 3P	0x02C2	706	H16	x 0,01	R	Triphase active energy (x0.01kWh)	TRIPHASE
Wmax 3P	0x02C3	707	H16	x 0,1	R	Triphase max active power (x0.1kW)	
VARh 3P	0x02C4	708	H16	x 0,01	R	Triphase reactive energy (x0.01kVARh)	
VAh 3P	0x02C5	709	H16	x 0,01	R	Triphase apparent energy (x0.01kVAh)	
CosPhi 3P	0x02C6	710	H16	1	R	Triphase Cos Phi (%)	
TanPhi 3P	0x02C7	711	H16	1	R	Triphase Tan Phi (%)	
Iav 3P	0x02C8	712	H16	x 0,1	R	Triphase average current (x0.1A)	
THD 3P	0x02C9	713	H16	1	R	Triphase average current THD (%)	
Wh PA	0x02CA	714	H16	x 0,01	R	Phase A active energy (x0.01kWh)	PHASE A
Wmax PA	0x02CB	715	H16	x 0,1	R	Phase A max active power (x0.1kW)	
VARh PA	0x02CC	716	H16	x 0,01	R	Phase A reactive energy (x0.01kVARh)	
Iav PA	0x02CD	717	H16	x 0,1	R	Phase A average current (x0.1A)	
THD PA	0x02CE	718	H16	1	R	Phase A average current THD (%)	
Wh PB	0x02CF	719	H16	x 0,01	R	Phase B active energy (x0.01kWh)	PHASE B
Wmax PB	0x02D0	720	H16	x 0,1	R	Phase B max active power (x0.1kW)	
VARh PB	0x02D1	721	H16	x 0,01	R	Phase B reactive energy (x0.01kVARh)	
Iav PB	0x02D2	722	H16	x 0,1	R	Phase B average current (x0.1A)	
THD PB	0x02D3	723	H16	1	R	Phase B average current THD (%)	
Wh PC	0x02D4	724	H16	x 0,01	R	Phase C active energy (x0.01kWh)	PHASE C
Wmax PC	0x02D5	725	H16	x 0,1	R	Phase C max active power (x0.1kW)	
VARh PC	0x02D6	726	H16	x 0,01	R	Phase C reactive energy (x0.01kVARh)	
Iav PC	0x02D7	727	H16	x 0,1	R	Phase C average current (x0.1A)	
THD PC	0x02D8	728	H16	1	R	Phase C average current THD (%)	
MEASUREMENT BOARD N° 12							
Config	0x02D9	729	H16		R	CT configuration (Please, observe the board)	
Wh 3P	0x02DA	730	H16	x 0,01	R	Triphase active energy (x0.01kWh)	TRIPHASE
Wmax 3P	0x02DB	731	H16	x 0,1	R	Triphase max active power (x0.1kW)	
VARh 3P	0x02DC	732	H16	x 0,01	R	Triphase reactive energy (x0.01kVARh)	
VAh 3P	0x02DD	733	H16	x 0,01	R	Triphase apparent energy (x0.01kVAh)	
CosPhi 3P	0x02DE	734	H16	1	R	Triphase Cos Phi (%)	
TanPhi 3P	0x02DF	735	H16	1	R	Triphase Tan Phi (%)	
Iav 3P	0x02E0	736	H16	x 0,1	R	Triphase average current (x0.1A)	
THD 3P	0x02E1	737	H16	1	R	Triphase average current THD (%)	
Wh PA	0x02E2	738	H16	x 0,01	R	Phase A active energy (x0.01kWh)	PHASE A
Wmax PA	0x02E3	739	H16	x 0,1	R	Phase A max active power (x0.1kW)	
VARh PA	0x02E4	740	H16	x 0,01	R	Phase A reactive energy (x0.01kVARh)	
Iav PA	0x02E5	741	H16	x 0,1	R	Phase A average current (x0.1A)	
THD PA	0x02E6	742	H16	1	R	Phase A average current THD (%)	
Wh PB	0x02E7	743	H16	x 0,01	R	Phase B active energy (x0.01kWh)	PHASE B
Wmax PB	0x02E8	744	H16	x 0,1	R	Phase B max active power (x0.1kW)	
VARh PB	0x02E9	745	H16	x 0,01	R	Phase B reactive energy (x0.01kVARh)	
Iav PB	0x02EA	746	H16	x 0,1	R	Phase B average current (x0.1A)	
THD PB	0x02EB	747	H16	1	R	Phase B average current THD (%)	
Wh PC	0x02EC	748	H16	x 0,01	R	Phase C active energy (x0.01kWh)	PHASE C
Wmax PC	0x02ED	749	H16	x 0,1	R	Phase C max active power (x0.1kW)	
VARh PC	0x02EE	750	H16	x 0,01	R	Phase C reactive energy (x0.01kVARh)	
Iav PC	0x02EF	751	H16	x 0,1	R	Phase C average current (x0.1A)	
THD PC	0x02F0	752	H16	1	R	Phase C average current THD (%)	
RECORDING AREA ENERGY36 N° 1							
Serial Number 1	0x02F1	753	H64		R	Serial number (64 bits)	M

Serial Number 2	0x02F2	754					
Serial Number 3	0x02F3	755					
Serial Number 4	0x02F4	756					NB : Serial Number 1 = Low weight Serial Number 4 = Strong weight
DateRec Low	0x02F5	757					
DateRec Med	0x02F6	758	H48		R	Year - Month Day - Hour Recording date	
DateRec High	0x02F7	759				Minute - Seconde	
Date Low	0x02F8	760					
Date Med	0x02F9	761	H48		R/W	Year - Month Day - Hour Date	
Date High	0x02FA	762				Minute - Seconde	
Version/Type	0x02FB	763	H16		R	Software version + System type	
New+Time MB	0x02FC	764	H16		R	New recording + Remaining time	
Time Record	0x02FD	765	H16		R	time before next registration (sec)	
ChanList	0x02FE	766	H16		R	1 bit for a MEASUREMENT BOARD (connected MEASUREMENT BOARD = 1)	
Switch	0x02FF	767	H16		R	N° MB + RF_ONOFF + RF_EN + RF_MS + RF_GROUP	
AN	0x0300	768	H16		R	Analogic input rating	
Temperature	0x0301	769	H16		R	Inner temperature (°C)	
Pulse IN	0x0302	770	H16		R	TOR input status 1 (bit 0) - 2 (bit 1) - 3 (bit 2) - 4 (bit 3)	
Pulse 1 Low	0x0303	771	H16		R	Impulsive meter 1	
Pulse 2 Low	0x0304	772	H16		R	Impulsive meter 2	
Pulse 3 Low	0x0305	773	H16		R	Impulsive meter 3	
Pulse 4 Low	0x0306	774	H16		R	Impulsive meter 4	
Period Record	0x0307	775	H16		R/W	time before next registration (sec)	
TORout	0x0308	776	H16		R/W	1 bit for a MEASUREMENT BOARD (connected MEASUREMENT BOARD = 1)	
Common recorded data to the 12 measurement board (VOLTAGE / FREQUENCY / MICRO CUT)							
Network	0x0309	777	H16		R	Kind of network : Mono/Tri	
Freq	0x030A	778	H16	x 0,1	R	Network frequency (Hz)	
Vav 3P	0x030B	779	H16	x 0,1	R	Triphase average voltage (x0.1V)	
Vmin 3P	0x030C	780	H16	x 0,1	R	Triphase min voltage (x0.1V)	
Vmax 3P	0x030D	781	H16	x 0,1	R	Triphase max voltage (x0.1V)	
MCcnt 3P	0x030E	782	H16	1	R	Triphase microcut meter	
Vav PA	0x030F	783	H16	x 0,1	R	Phase A average voltage (x0.1V)	
Vmin PA	0x0310	784	H16	x 0,1	R	Phase A min voltage (x0.1V)	
Vmax PA	0x0311	785	H16	x 0,1	R	Phase A max voltage (x0.1V)	
MCcnt PA	0x0312	786	H16	1	R	Phase A microcut meter	
Vav PB	0x0313	787	H16	x 0,1	R	Phase B average voltage (x0.1V)	
Vmin PB	0x0314	788	H16	x 0,1	R	Phase B min voltage (x0.1V)	
Vmax PB	0x0315	789	H16	x 0,1	R	Phase B max voltage (x0.1V)	
MCcnt PB	0x0316	790	H16	1	R	Phase B microcut meter	
Vav PC	0x0317	791	H16	x 0,1	R	Phase C average voltage (x0.1V)	
Vmin PC	0x0318	792	H16	x 0,1	R	Phase C min voltage (x0.1V)	
Vmax PC	0x0319	793	H16	x 0,1	R	Phase C max voltage (x0.1V)	
MCcnt PC	0x031A	794	H16	1	R	Phase C microcut meter	
	0x031B	795					
	0x031C	796					
	0x031D	797					
	0x031E	798					
	0x031F	799					
	0x0320	800					
Recorded data for each measurement board(ENERGY/POWER/COS Phi/TAN Phi/CURRENT/THD)							
MEASUREMENT BOARD N° 1							
Config	0x0321	801	H16		R	CT configuration (Please, observe the board)	
Wh 3P	0x0322	802	H16	x 0,01	R	Triphase active energy (x0.01kWh)	
Wmax 3P	0x0323	803	H16	x 0,1	R	Triphase max active power (x0.1kW)	
VARh 3P	0x0324	804	H16	x 0,01	R	Triphase reactive energy (x0.01kVARh)	
VAh 3P	0x0325	805	H16	x 0,01	R	Triphase apparent energy (x0.01kVAh)	
CosPhi 3P	0x0326	806	H16	1	R	Triphase Cos Phi (%)	
TanPhi 3P	0x0327	807	H16	1	R	Triphase Tan Phi (%)	
Iav 3P	0x0328	808	H16	x 0,1	R	Triphase average current (x0.1A)	
THD 3P	0x0329	809	H16	1	R	Triphase average current THD (%)	
Wh PA	0x032A	810	H16	x 0,01	R	Phase A active energy (x0.01kWh)	
Wmax PA	0x032B	811	H16	x 0,1	R	Phase A max active power (x0.1kW)	
VARh PA	0x032C	812	H16	x 0,01	R	Phase A reactive energy (x0.01kVARh)	
Iav PA	0x032D	813	H16	x 0,1	R	Phase A average current (x0.1A)	
THD PA	0x032E	814	H16	1	R	Phase A average current THD (%)	
Wh PB	0x032F	815	H16	x 0,01	R	Phase B active energy (x0.01kWh)	
Wmax PB	0x0330	816	H16	x 0,1	R	Phase B max active power (x0.1kW)	
VARh PB	0x0331	817	H16	x 0,01	R	Phase B reactive energy (x0.01kVARh)	
Iav PB	0x0332	818	H16	x 0,1	R	Phase B average current (x0.1A)	
THD PB	0x0333	819	H16	1	R	Phase B average current THD (%)	
Wh PC	0x0334	820	H16	x 0,01	R	Phase C active energy (x0.01kWh)	
Wmax PC	0x0335	821	H16	x 0,1	R	Phase C max active power (x0.1kW)	
VARh PC	0x0336	822	H16	x 0,01	R	Phase C reactive energy (x0.01kVARh)	

lav PC	0x0337	823	H16	x 0,1	R	Phase C average current (x0.1A)	
THD PC	0x0338	824	H16	1	R	Phase C average current THD (%)	
MEASUREMENT BOARD N° 2							
Config	0x0339	825	H16		R	CT configuration (Please, observe the board)	
Wh 3P	0x033A	826	H16	x 0,01	R	Triphase active energy (x0.01kWh)	TRIPHASE
Wmax 3P	0x033B	827	H16	x 0,1	R	Triphase max active power (x0.1kW)	
VARh 3P	0x033C	828	H16	x 0,01	R	Triphase reactive energy (x0.01kVARh)	
VAh 3P	0x033D	829	H16	x 0,01	R	Triphase apparent energy (x0.01kVAh)	
CosPhi 3P	0x033E	830	H16	1	R	Triphase Cos Phi (%)	
TanPhi 3P	0x033F	831	H16	1	R	Triphase Tan Phi (%)	
lav 3P	0x0340	832	H16	x 0,1	R	Triphase average current (x0.1A)	
THD 3P	0x0341	833	H16	1	R	Triphase average current THD (%)	
Wh PA	0x0342	834	H16	x 0,01	R	Phase A active energy (x0.01kWh)	PHASE A
Wmax PA	0x0343	835	H16	x 0,1	R	Phase A max active power (x0.1kW)	
VARh PA	0x0344	836	H16	x 0,01	R	Phase A reactive energy (x0.01kVARh)	
lav PA	0x0345	837	H16	x 0,1	R	Phase A average current (x0.1A)	
THD PA	0x0346	838	H16	1	R	Phase A average current THD (%)	
Wh PB	0x0347	839	H16	x 0,01	R	Phase B active energy (x0.01kWh)	PHASE B
Wmax PB	0x0348	840	H16	x 0,1	R	Phase B max active power (x0.1kW)	
VARh PB	0x0349	841	H16	x 0,01	R	Phase B reactive energy (x0.01kVARh)	
lav PB	0x034A	842	H16	x 0,1	R	Phase B average current (x0.1A)	
THD PB	0x034B	843	H16	1	R	Phase B average current THD (%)	
Wh PC	0x034C	844	H16	x 0,01	R	Phase C active energy (x0.01kWh)	PHASE C
Wmax PC	0x034D	845	H16	x 0,1	R	Phase C max active power (x0.1kW)	
VARh PC	0x034E	846	H16	x 0,01	R	Phase C reactive energy (x0.01kVARh)	
lav PC	0x034F	847	H16	x 0,1	R	Phase C average current (x0.1A)	
THD PC	0x0350	848	H16	1	R	Phase C average current THD (%)	
MEASUREMENT BOARD N° 3							
Config	0x0351	849	H16		R	CT configuration (Please, observe the board)	
Wh 3P	0x0352	850	H16	x 0,01	R	Triphase active energy (x0.01kWh)	TRIPHASE
Wmax 3P	0x0353	851	H16	x 0,1	R	Triphase max active power (x0.1kW)	
VARh 3P	0x0354	852	H16	x 0,01	R	Triphase reactive energy (x0.01kVARh)	
VAh 3P	0x0355	853	H16	x 0,01	R	Triphase apparent energy (x0.01kVAh)	
CosPhi 3P	0x0356	854	H16	1	R	Triphase Cos Phi (%)	
TanPhi 3P	0x0357	855	H16	1	R	Triphase Tan Phi (%)	
lav 3P	0x0358	856	H16	x 0,1	R	Triphase average current (x0.1A)	
THD 3P	0x0359	857	H16	1	R	Triphase average current THD (%)	
Wh PA	0x035A	858	H16	x 0,01	R	Phase A active energy (x0.01kWh)	PHASE A
Wmax PA	0x035B	859	H16	x 0,1	R	Phase A max active power (x0.1kW)	
VARh PA	0x035C	860	H16	x 0,01	R	Phase A reactive energy (x0.01kVARh)	
lav PA	0x035D	861	H16	x 0,1	R	Phase A average current (x0.1A)	
THD PA	0x035E	862	H16	1	R	Phase A average current THD (%)	
Wh PB	0x035F	863	H16	x 0,01	R	Phase B active energy (x0.01kWh)	PHASE B
Wmax PB	0x0360	864	H16	x 0,1	R	Phase B max active power (x0.1kW)	
VARh PB	0x0361	865	H16	x 0,01	R	Phase B reactive energy (x0.01kVARh)	
lav PB	0x0362	866	H16	x 0,1	R	Phase B average current (x0.1A)	
THD PB	0x0363	867	H16	1	R	Phase B average current THD (%)	
Wh PC	0x0364	868	H16	x 0,01	R	Phase C active energy (x0.01kWh)	PHASE C
Wmax PC	0x0365	869	H16	x 0,1	R	Phase C max active power (x0.1kW)	
VARh PC	0x0366	870	H16	x 0,01	R	Phase C reactive energy (x0.01kVARh)	
lav PC	0x0367	871	H16	x 0,1	R	Phase C average current (x0.1A)	
THD PC	0x0368	872	H16	1	R	Phase C average current THD (%)	
MEASUREMENT BOARD N° 4							
Config	0x0369	873	H16		R	CT configuration (Please, observe the board)	
Wh 3P	0x036A	874	H16	x 0,01	R	Triphase active energy (x0.01kWh)	TRIPHASE
Wmax 3P	0x036B	875	H16	x 0,1	R	Triphase max active power (x0.1kW)	
VARh 3P	0x036C	876	H16	x 0,01	R	Triphase reactive energy (x0.01kVARh)	
VAh 3P	0x036D	877	H16	x 0,01	R	Triphase apparent energy (x0.01kVAh)	
CosPhi 3P	0x036E	878	H16	1	R	Triphase Cos Phi (%)	
TanPhi 3P	0x036F	879	H16	1	R	Triphase Tan Phi (%)	
lav 3P	0x0370	880	H16	x 0,1	R	Triphase average current (x0.1A)	
THD 3P	0x0371	881	H16	1	R	Triphase average current THD (%)	
Wh PA	0x0372	882	H16	x 0,01	R	Phase A active energy (x0.01kWh)	PHASE A
Wmax PA	0x0373	883	H16	x 0,1	R	Phase A max active power (x0.1kW)	
VARh PA	0x0374	884	H16	x 0,01	R	Phase A reactive energy (x0.01kVARh)	
lav PA	0x0375	885	H16	x 0,1	R	Phase A average current (x0.1A)	
THD PA	0x0376	886	H16	1	R	Phase A average current THD (%)	
Wh PB	0x0377	887	H16	x 0,01	R	Phase B active energy (x0.01kWh)	PHASE B
Wmax PB	0x0378	888	H16	x 0,1	R	Phase B max active power (x0.1kW)	
VARh PB	0x0379	889	H16	x 0,01	R	Phase B reactive energy (x0.01kVARh)	
lav PB	0x037A	890	H16	x 0,1	R	Phase B average current (x0.1A)	
THD PB	0x037B	891	H16	1	R	Phase B average current THD (%)	

Wh PC	0x037C	892	H16	x 0,01	R	Phase C active energy (x0.01kWh)	PHASE C
Wmax PC	0x037D	893	H16	x 0,1	R	Phase C max active power (x0.1kW)	
VARh PC	0x037E	894	H16	x 0,01	R	Phase C reactive energy (x0.01kVARh)	
Iav PC	0x037F	895	H16	x 0,1	R	Phase C average current (x0.1A)	
THD PC	0x0380	896	H16	1	R	Phase C average current THD (%)	
MEASUREMENT BOARD N° 5							
Config	0x0381	897	H16		R	CT configuration (Please, observe the board)	TRIPHASE
Wh 3P	0x0382	898	H16	x 0,01	R	Triphase active energy (x0.01kWh)	
Wmax 3P	0x0383	899	H16	x 0,1	R	Triphase max active power (x0.1kW)	
VARh 3P	0x0384	900	H16	x 0,01	R	Triphase reactive energy (x0.01kVARh)	
VAh 3P	0x0385	901	H16	x 0,01	R	Triphase apparent energy (x0.01kVAh)	
CosPhi 3P	0x0386	902	H16	1	R	Triphase Cos Phi (%)	
TanPhi 3P	0x0387	903	H16	1	R	Triphase Tan Phi (%)	
Iav 3P	0x0388	904	H16	x 0,1	R	Triphase average current (x0.1A)	
THD 3P	0x0389	905	H16	1	R	Triphase average current THD (%)	
Wh PA	0x038A	906	H16	x 0,01	R	Phase A active energy (x0.01kWh)	PHASE A
Wmax PA	0x038B	907	H16	x 0,1	R	Phase A max active power (x0.1kW)	
VARh PA	0x038C	908	H16	x 0,01	R	Phase A reactive energy (x0.01kVARh)	
Iav PA	0x038D	909	H16	x 0,1	R	Phase A average current (x0.1A)	
THD PA	0x038E	910	H16	1	R	Phase A average current THD (%)	
Wh PB	0x038F	911	H16	x 0,01	R	Phase B active energy (x0.01kWh)	PHASE B
Wmax PB	0x0390	912	H16	x 0,1	R	Phase B max active power (x0.1kW)	
VARh PB	0x0391	913	H16	x 0,01	R	Phase B reactive energy (x0.01kVARh)	
Iav PB	0x0392	914	H16	x 0,1	R	Phase B average current (x0.1A)	
THD PB	0x0393	915	H16	1	R	Phase B average current THD (%)	
Wh PC	0x0394	916	H16	x 0,01	R	Phase C active energy (x0.01kWh)	PHASE C
Wmax PC	0x0395	917	H16	x 0,1	R	Phase C max active power (x0.1kW)	
VARh PC	0x0396	918	H16	x 0,01	R	Phase C reactive energy (x0.01kVARh)	
Iav PC	0x0397	919	H16	x 0,1	R	Phase C average current (x0.1A)	
THD PC	0x0398	920	H16	1	R	Phase C average current THD (%)	
MEASUREMENT BOARD N° 6							
Config	0x0399	921	H16		R	CT configuration (Please, observe the board)	TRIPHASE
Wh 3P	0x039A	922	H16	x 0,01	R	Triphase active energy (x0.01kWh)	
Wmax 3P	0x039B	923	H16	x 0,1	R	Triphase max active power (x0.1kW)	
VARh 3P	0x039C	924	H16	x 0,01	R	Triphase reactive energy (x0.01kVARh)	
VAh 3P	0x039D	925	H16	x 0,01	R	Triphase apparent energy (x0.01kVAh)	
CosPhi 3P	0x039E	926	H16	1	R	Triphase Cos Phi (%)	
TanPhi 3P	0x039F	927	H16	1	R	Triphase Tan Phi (%)	
Iav 3P	0x03A0	928	H16	x 0,1	R	Triphase average current (x0.1A)	
THD 3P	0x03A1	929	H16	1	R	Triphase average current THD (%)	
Wh PA	0x03A2	930	H16	x 0,01	R	Phase A active energy (x0.01kWh)	PHASE A
Wmax PA	0x03A3	931	H16	x 0,1	R	Phase A max active power (x0.1kW)	
VARh PA	0x03A4	932	H16	x 0,01	R	Phase A reactive energy (x0.01kVARh)	
Iav PA	0x03A5	933	H16	x 0,1	R	Phase A average current (x0.1A)	
THD PA	0x03A6	934	H16	1	R	Phase A average current THD (%)	
Wh PB	0x03A7	935	H16	x 0,01	R	Phase B active energy (x0.01kWh)	PHASE B
Wmax PB	0x03A8	936	H16	x 0,1	R	Phase B max active power (x0.1kW)	
VARh PB	0x03A9	937	H16	x 0,01	R	Phase B reactive energy (x0.01kVARh)	
Iav PB	0x03AA	938	H16	x 0,1	R	Phase B average current (x0.1A)	
THD PB	0x03AB	939	H16	1	R	Phase B average current THD (%)	
Wh PC	0x03AC	940	H16	x 0,01	R	Phase C active energy (x0.01kWh)	PHASE C
Wmax PC	0x03AD	941	H16	x 0,1	R	Phase C max active power (x0.1kW)	
VARh PC	0x03AE	942	H16	x 0,01	R	Phase C reactive energy (x0.01kVARh)	
Iav PC	0x03AF	943	H16	x 0,1	R	Phase C average current (x0.1A)	
THD PC	0x03B0	944	H16	1	R	Phase C average current THD (%)	
MEASUREMENT BOARD N° 7							
Config	0x03B1	945	H16		R	CT configuration (Please, observe the board)	TRIPHASE
Wh 3P	0x03B2	946	H16	x 0,01	R	Triphase active energy (x0.01kWh)	
Wmax 3P	0x03B3	947	H16	x 0,1	R	Triphase max active power (x0.1kW)	
VARh 3P	0x03B4	948	H16	x 0,01	R	Triphase reactive energy (x0.01kVARh)	
VAh 3P	0x03B5	949	H16	x 0,01	R	Triphase apparent energy (x0.01kVAh)	
CosPhi 3P	0x03B6	950	H16	1	R	Triphase Cos Phi (%)	
TanPhi 3P	0x03B7	951	H16	1	R	Triphase Tan Phi (%)	
Iav 3P	0x03B8	952	H16	x 0,1	R	Triphase average current (x0.1A)	
THD 3P	0x03B9	953	H16	1	R	Triphase average current THD (%)	
Wh PA	0x03BA	954	H16	x 0,01	R	Phase A active energy (x0.01kWh)	PHASE A
Wmax PA	0x03BB	955	H16	x 0,1	R	Phase A max active power (x0.1kW)	
VARh PA	0x03BC	956	H16	x 0,01	R	Phase A reactive energy (x0.01kVARh)	
Iav PA	0x03BD	957	H16	x 0,1	R	Phase A average current (x0.1A)	
THD PA	0x03BE	958	H16	1	R	Phase A average current THD (%)	
Wh PB	0x03BF	959	H16	x 0,01	R	Phase B active energy (x0.01kWh)	PHASE B
Wmax PB	0x03C0	960	H16	x 0,1	R	Phase B max active power (x0.1kW)	
VARh PB	0x03C1	961	H16	x 0,01	R	Phase B reactive energy (x0.01kVARh)	

lav PB	0x03C2	962	H16	x 0,1	R	Phase B average current (x0.1A)	PHASE C
THD PB	0x03C3	963	H16	1	R	Phase B average current THD (%)	
Wh PC	0x03C4	964	H16	x 0,01	R	Phase C active energy (x0.01kWh)	
Wmax PC	0x03C5	965	H16	x 0,1	R	Phase C max active power (x0.1kW)	
VARh PC	0x03C6	966	H16	x 0,01	R	Phase C reactive energy (x0.01kVARh)	
lav PC	0x03C7	967	H16	x 0,1	R	Phase C average current (x0.1A)	
THD PC	0x03C8	968	H16	1	R	Phase C average current THD (%)	
MEASUREMENT BOARD N° 8							
Config	0x03C9	969	H16		R	CT configuration (Please, observe the board)	TRIPHASE
Wh 3P	0x03CA	970	H16	x 0,01	R	Triphase active energy (x0.01kWh)	
Wmax 3P	0x03CB	971	H16	x 0,1	R	Triphase max active power (x0.1kW)	
VARh 3P	0x03CC	972	H16	x 0,01	R	Triphase reactive energy (x0.01kVARh)	
VAh 3P	0x03CD	973	H16	x 0,01	R	Triphase apparent energy (x0.01kVAh)	
CosPhi 3P	0x03CE	974	H16	1	R	Triphase Cos Phi (%)	
TanPhi 3P	0x03CF	975	H16	1	R	Triphase Tan Phi (%)	
lav 3P	0x03D0	976	H16	x 0,1	R	Triphase average current (x0.1A)	PHASE A
THD 3P	0x03D1	977	H16	1	R	Triphase average current THD (%)	
Wh PA	0x03D2	978	H16	x 0,01	R	Phase A active energy (x0.01kWh)	
Wmax PA	0x03D3	979	H16	x 0,1	R	Phase A max active power (x0.1kW)	
VARh PA	0x03D4	980	H16	x 0,01	R	Phase A reactive energy (x0.01kVARh)	
lav PA	0x03D5	981	H16	x 0,1	R	Phase A average current (x0.1A)	
THD PA	0x03D6	982	H16	1	R	Phase A average current THD (%)	
Wh PB	0x03D7	983	H16	x 0,01	R	Phase B active energy (x0.01kWh)	PHASE B
Wmax PB	0x03D8	984	H16	x 0,1	R	Phase B max active power (x0.1kW)	
VARh PB	0x03D9	985	H16	x 0,01	R	Phase B reactive energy (x0.01kVARh)	
lav PB	0x03DA	986	H16	x 0,1	R	Phase B average current (x0.1A)	PHASE C
THD PB	0x03DB	987	H16	1	R	Phase B average current THD (%)	
Wh PC	0x03DC	988	H16	x 0,01	R	Phase C active energy (x0.01kWh)	
Wmax PC	0x03DD	989	H16	x 0,1	R	Phase C max active power (x0.1kW)	PHASE C
VARh PC	0x03DE	990	H16	x 0,01	R	Phase C reactive energy (x0.01kVARh)	
lav PC	0x03DF	991	H16	x 0,1	R	Phase C average current (x0.1A)	
THD PC	0x03E0	992	H16	1	R	Phase C average current THD (%)	
MEASUREMENT BOARD N° 9							
Config	0x03E1	993	H16		R	CT configuration (Please, observe the board)	TRIPHASE
Wh 3P	0x03E2	994	H16	x 0,01	R	Triphase active energy (x0.01kWh)	
Wmax 3P	0x03E3	995	H16	x 0,1	R	Triphase max active power (x0.1kW)	
VARh 3P	0x03E4	996	H16	x 0,01	R	Triphase reactive energy (x0.01kVARh)	
VAh 3P	0x03E5	997	H16	x 0,01	R	Triphase apparent energy (x0.01kVAh)	
CosPhi 3P	0x03E6	998	H16	1	R	Triphase Cos Phi (%)	
TanPhi 3P	0x03E7	999	H16	1	R	Triphase Tan Phi (%)	
lav 3P	0x03E8	1000	H16	x 0,1	R	Triphase average current (x0.1A)	PHASE A
THD 3P	0x03E9	1001	H16	1	R	Triphase average current THD (%)	
Wh PA	0x03EA	1002	H16	x 0,01	R	Phase A active energy (x0.01kWh)	
Wmax PA	0x03EB	1003	H16	x 0,1	R	Phase A max active power (x0.1kW)	
VARh PA	0x03EC	1004	H16	x 0,01	R	Phase A reactive energy (x0.01kVARh)	
lav PA	0x03ED	1005	H16	x 0,1	R	Phase A average current (x0.1A)	
THD PA	0x03EE	1006	H16	1	R	Phase A average current THD (%)	
Wh PB	0x03EF	1007	H16	x 0,01	R	Phase B active energy (x0.01kWh)	PHASE B
Wmax PB	0x03F0	1008	H16	x 0,1	R	Phase B max active power (x0.1kW)	
VARh PB	0x03F1	1009	H16	x 0,01	R	Phase B reactive energy (x0.01kVARh)	
lav PB	0x03F2	1010	H16	x 0,1	R	Phase B average current (x0.1A)	PHASE C
THD PB	0x03F3	1011	H16	1	R	Phase B average current THD (%)	
Wh PC	0x03F4	1012	H16	x 0,01	R	Phase C active energy (x0.01kWh)	
Wmax PC	0x03F5	1013	H16	x 0,1	R	Phase C max active power (x0.1kW)	PHASE C
VARh PC	0x03F6	1014	H16	x 0,01	R	Phase C reactive energy (x0.01kVARh)	
lav PC	0x03F7	1015	H16	x 0,1	R	Phase C average current (x0.1A)	
THD PC	0x03F8	1016	H16	1	R	Phase C average current THD (%)	
MEASUREMENT BOARD N° 10							
Config	0x03F9	1017	H16		R	CT configuration (Please, observe the board)	TRIPHASE
Wh 3P	0x03FA	1018	H16	x 0,01	R	Triphase active energy (x0.01kWh)	
Wmax 3P	0x03FB	1019	H16	x 0,1	R	Triphase max active power (x0.1kW)	
VARh 3P	0x03FC	1020	H16	x 0,01	R	Triphase reactive energy (x0.01kVARh)	
VAh 3P	0x03FD	1021	H16	x 0,01	R	Triphase apparent energy (x0.01kVAh)	
CosPhi 3P	0x03FE	1022	H16	1	R	Triphase Cos Phi (%)	
TanPhi 3P	0x03FF	1023	H16	1	R	Triphase Tan Phi (%)	
lav 3P	0x0400	1024	H16	x 0,1	R	Triphase average current (x0.1A)	PHASE A
THD 3P	0x0401	1025	H16	1	R	Triphase average current THD (%)	
Wh PA	0x0402	1026	H16	x 0,01	R	Phase A active energy (x0.01kWh)	
Wmax PA	0x0403	1027	H16	x 0,1	R	Phase A max active power (x0.1kW)	
VARh PA	0x0404	1028	H16	x 0,01	R	Phase A reactive energy (x0.01kVARh)	
lav PA	0x0405	1029	H16	x 0,1	R	Phase A average current (x0.1A)	
THD PA	0x0406	1030	H16	1	R	Phase A average current THD (%)	

Wh PB	0x0407	1031	H16	x 0,01	R	Phase B active energy (x0.01kWh)	PHASE B
Wmax PB	0x0408	1032	H16	x 0,1	R	Phase B max active power (x0.1kW)	
VARh PB	0x0409	1033	H16	x 0,01	R	Phase B reactive energy (x0.01kVARh)	
Iav PB	0x040A	1034	H16	x 0,1	R	Phase B average current (x0.1A)	
THD PB	0x040B	1035	H16	1	R	Phase B average current THD (%)	
Wh PC	0x040C	1036	H16	x 0,01	R	Phase C active energy (x0.01kWh)	PHASE C
Wmax PC	0x040D	1037	H16	x 0,1	R	Phase C max active power (x0.1kW)	
VARh PC	0x040E	1038	H16	x 0,01	R	Phase C reactive energy (x0.01kVARh)	
Iav PC	0x040F	1039	H16	x 0,1	R	Phase C average current (x0.1A)	
THD PC	0x0410	1040	H16	1	R	Phase C average current THD (%)	
MEASUREMENT BOARD N° 11							
Config	0x0411	1041	H16		R	CT configuration (Please, observe the board)	TRIPHAASE
Wh 3P	0x0412	1042	H16	x 0,01	R	Triphase active energy (x0.01kWh)	
Wmax 3P	0x0413	1043	H16	x 0,1	R	Triphase max active power (x0.1kW)	
VARh 3P	0x0414	1044	H16	x 0,01	R	Triphase reactive energy (x0.01kVARh)	
VAh 3P	0x0415	1045	H16	x 0,01	R	Triphase apparent energy (x0.01kVAh)	
CosPhi 3P	0x0416	1046	H16	1	R	Triphase Cos Phi (%)	
TanPhi 3P	0x0417	1047	H16	1	R	Triphase Tan Phi (%)	
Iav 3P	0x0418	1048	H16	x 0,1	R	Triphase average current (x0.1A)	
THD 3P	0x0419	1049	H16	1	R	Triphase average current THD (%)	
Wh PA	0x041A	1050	H16	x 0,01	R	Phase A active energy (x0.01kWh)	
Wmax PA	0x041B	1051	H16	x 0,1	R	Phase A max active power (x0.1kW)	
VARh PA	0x041C	1052	H16	x 0,01	R	Phase A reactive energy (x0.01kVARh)	
Iav PA	0x041D	1053	H16	x 0,1	R	Phase A average current (x0.1A)	
THD PA	0x041E	1054	H16	1	R	Phase A average current THD (%)	
Wh PB	0x041F	1055	H16	x 0,01	R	Phase B active energy (x0.01kWh)	PHASE B
Wmax PB	0x0420	1056	H16	x 0,1	R	Phase B max active power (x0.1kW)	
VARh PB	0x0421	1057	H16	x 0,01	R	Phase B reactive energy (x0.01kVARh)	
Iav PB	0x0422	1058	H16	x 0,1	R	Phase B average current (x0.1A)	
THD PB	0x0423	1059	H16	1	R	Phase B average current THD (%)	
Wh PC	0x0424	1060	H16	x 0,01	R	Phase C active energy (x0.01kWh)	PHASE C
Wmax PC	0x0425	1061	H16	x 0,1	R	Phase C max active power (x0.1kW)	
VARh PC	0x0426	1062	H16	x 0,01	R	Phase C reactive energy (x0.01kVARh)	
Iav PC	0x0427	1063	H16	x 0,1	R	Phase C average current (x0.1A)	
THD PC	0x0428	1064	H16	1	R	Phase C average current THD (%)	
MEASUREMENT BOARD N° 12							
Config	0x0429	1065	H16		R	CT configuration (Please, observe the board)	TRIPHAASE
Wh 3P	0x042A	1066	H16	x 0,01	R	Triphase active energy (x0.01kWh)	
Wmax 3P	0x042B	1067	H16	x 0,1	R	Triphase max active power (x0.1kW)	
VARh 3P	0x042C	1068	H16	x 0,01	R	Triphase reactive energy (x0.01kVARh)	
VAh 3P	0x042D	1069	H16	x 0,01	R	Triphase apparent energy (x0.01kVAh)	
CosPhi 3P	0x042E	1070	H16	1	R	Triphase Cos Phi (%)	
TanPhi 3P	0x042F	1071	H16	1	R	Triphase Tan Phi (%)	
Iav 3P	0x0430	1072	H16	x 0,1	R	Triphase average current (x0.1A)	
THD 3P	0x0431	1073	H16	1	R	Triphase average current THD (%)	
Wh PA	0x0432	1074	H16	x 0,01	R	Phase A active energy (x0.01kWh)	
Wmax PA	0x0433	1075	H16	x 0,1	R	Phase A max active power (x0.1kW)	
VARh PA	0x0434	1076	H16	x 0,01	R	Phase A reactive energy (x0.01kVARh)	
Iav PA	0x0435	1077	H16	x 0,1	R	Phase A average current (x0.1A)	
THD PA	0x0436	1078	H16	1	R	Phase A average current THD (%)	
Wh PB	0x0437	1079	H16	x 0,01	R	Phase B active energy (x0.01kWh)	PHASE B
Wmax PB	0x0438	1080	H16	x 0,1	R	Phase B max active power (x0.1kW)	
VARh PB	0x0439	1081	H16	x 0,01	R	Phase B reactive energy (x0.01kVARh)	
Iav PB	0x043A	1082	H16	x 0,1	R	Phase B average current (x0.1A)	
THD PB	0x043B	1083	H16	1	R	Phase B average current THD (%)	
Wh PC	0x043C	1084	H16	x 0,01	R	Phase C active energy (x0.01kWh)	PHASE C
Wmax PC	0x043D	1085	H16	x 0,1	R	Phase C max active power (x0.1kW)	
VARh PC	0x043E	1086	H16	x 0,01	R	Phase C reactive energy (x0.01kVARh)	
Iav PC	0x043F	1087	H16	x 0,1	R	Phase C average current (x0.1A)	
THD PC	0x0440	1088	H16	1	R	Phase C average current THD (%)	
RECORDING AREA ENERGY36 N° 2							
Serial Number 1	0x0441	1089	H64		R	Serial number (64 bits)	INFORMATION
Serial Number 2	0x0442	1090				NB : Serial Number 1 = Low weight	
Serial Number 3	0x0443	1091				Serial Number 4 = Strong weight	
Serial Number 4	0x0444	1092					
DateRec Low	0x0445	1093	H48		R	Year - Month	
DateRec Med	0x0446	1094				Day - Hour Recording date	
DateRec High	0x0447	1095				Minute - Seconde	
Date Low	0x0448	1096	H48		R/W	Year - Month	
Date Med	0x0449	1097				Day - Hour Date	
Date High	0x044A	1098				Minute - Seconde	
Version/Type	0x044B	1099	H16		R	Software version + System type	
New+Time MB	0x044C	1100	H16		R	New recording + Remaining time	

Time Record	0x044D	1101	H16		R	time before next registration (sec)	
ChanList	0x044E	1102	H16		R	1 bit for a MEASUREMENT BOARD (connected MEASUREMENT BOARD = 1)	
Switch	0x044F	1103	H16		R	N° MB + RF_ONOFF + RF_EN + RF_MS + RF_GROUP	
AN	0x0450	1104	H16		R	Analogic input rating	
Temperature	0x0451	1105	H16		R	Inner temperature (°C)	
Pulse IN	0x0452	1106	H16		R	TOR input status 1 (bit 0) - 2 (bit 1) - 3 (bit 2) - 4 (bit 3)	DATA
Pulse 1 Low	0x0453	1107	H16		R	Impulsive meter 1	
Pulse 2 Low	0x0454	1108	H16		R	Impulsive meter 2	
Pulse 3 Low	0x0455	1109	H16		R	Impulsive meter 3	
Pulse 4 Low	0x0456	1110	H16		R	Impulsive meter 4	
Period Record	0x0457	1111	H16		R/W	time before next registration (sec)	
TORout	0x0458	1112	H16		R/W	1 bit for a MEASUREMENT BOARD (connected MEASUREMENT BOARD = 1)	CONF
Common recorded data to the 12 measurement board (VOLTAGE / FREQUENCY / MICROCUT)							
Network	0x0459	1113	H16		R	Kind of network : Mono/Tri	
Freq	0x045A	1114	H16	x 0,1	R	Network frequency (Hz)	
Vav 3P	0x045B	1115	H16	x 0,1	R	Triphase average voltage (x0.1V)	TRIPHASE
Vmin 3P	0x045C	1116	H16	x 0,1	R	Triphase min voltage (x0.1V)	
Vmax 3P	0x045D	1117	H16	x 0,1	R	Triphase max voltage (x0.1V)	
MCcnt 3P	0x045E	1118	H16	1	R	Triphase microcut meter	
Vav PA	0x045F	1119	H16	x 0,1	R	Phase A average voltage (x0.1V)	PHASE A
Vmin PA	0x0460	1120	H16	x 0,1	R	Phase A min voltage (x0.1V)	
Vmax PA	0x0461	1121	H16	x 0,1	R	Phase A max voltage (x0.1V)	
MCcnt PA	0x0462	1122	H16	1	R	Phase A microcut meter	
Vav PB	0x0463	1123	H16	x 0,1	R	Phase B average voltage (x0.1V)	PHASE B
Vmin PB	0x0464	1124	H16	x 0,1	R	Phase B min voltage (x0.1V)	
Vmax PB	0x0465	1125	H16	x 0,1	R	Phase B max voltage (x0.1V)	
MCcnt PB	0x0466	1126	H16	1	R	Phase B microcut meter	
Vav PC	0x0467	1127	H16	x 0,1	R	Phase C average voltage (x0.1V)	PHASE C
Vmin PC	0x0468	1128	H16	x 0,1	R	Phase C min voltage (x0.1V)	
Vmax PC	0x0469	1129	H16	x 0,1	R	Phase C max voltage (x0.1V)	
MCcnt PC	0x046A	1130	H16	1	R	Phase C microcut meter	
	0x046B	1131					
	0x046C	1132					
	0x046D	1133					
	0x046E	1134					
	0x046F	1135					
	0x0470	1136					
Recorded data for each measurement board(ENERGY/POWER/COS Phi/TAN Phi/CURRENT/THD)							
MEASUREMENT BOARD N° 1							
Config	0x0471	1137	H16		R	CT configuration (Please, observe the board)	
Wh 3P	0x0472	1138	H16	x 0,01	R	Triphase active energy (x0.01kWh)	TRIPHASE
Wmax 3P	0x0473	1139	H16	x 0,1	R	Triphase max active power (x0.1kW)	
VARh 3P	0x0474	1140	H16	x 0,01	R	Triphase reactive energy (x0.01kVARh)	
VAh 3P	0x0475	1141	H16	x 0,01	R	Triphase apparent energy (x0.01kVAh)	
CosPhi 3P	0x0476	1142	H16	1	R	Triphase Cos Phi (%)	
TanPhi 3P	0x0477	1143	H16	1	R	Triphase Tan Phi (%)	
Iav 3P	0x0478	1144	H16	x 0,1	R	Triphase average current (x0.1A)	
THD 3P	0x0479	1145	H16	1	R	Triphase average current THD (%)	
Wh PA	0x047A	1146	H16	x 0,01	R	Phase A active energy (x0.01kWh)	PHASE A
Wmax PA	0x047B	1147	H16	x 0,1	R	Phase A max active power (x0.1kW)	
VARh PA	0x047C	1148	H16	x 0,01	R	Phase A reactive energy (x0.01kVARh)	
Iav PA	0x047D	1149	H16	x 0,1	R	Phase A average current (x0.1A)	
THD PA	0x047E	1150	H16	1	R	Phase A average current THD (%)	
Wh PB	0x047F	1151	H16	x 0,01	R	Phase B active energy (x0.01kWh)	PHASE B
Wmax PB	0x0480	1152	H16	x 0,1	R	Phase B max active power (x0.1kW)	
VARh PB	0x0481	1153	H16	x 0,01	R	Phase B reactive energy (x0.01kVARh)	
Iav PB	0x0482	1154	H16	x 0,1	R	Phase B average current (x0.1A)	
THD PB	0x0483	1155	H16	1	R	Phase B average current THD (%)	
Wh PC	0x0484	1156	H16	x 0,01	R	Phase C active energy (x0.01kWh)	PHASE C
Wmax PC	0x0485	1157	H16	x 0,1	R	Phase C max active power (x0.1kW)	
VARh PC	0x0486	1158	H16	x 0,01	R	Phase C reactive energy (x0.01kVARh)	
Iav PC	0x0487	1159	H16	x 0,1	R	Phase C average current (x0.1A)	
THD PC	0x0488	1160	H16	1	R	Phase C average current THD (%)	
MEASUREMENT BOARD N° 2							
Config	0x0489	1161	H16		R	CT configuration (Please, observe the board)	
Wh 3P	0x048A	1162	H16	x 0,01	R	Triphase active energy (x0.01kWh)	TRIPHASE
Wmax 3P	0x048B	1163	H16	x 0,1	R	Triphase max active power (x0.1kW)	
VARh 3P	0x048C	1164	H16	x 0,01	R	Triphase reactive energy (x0.01kVARh)	
VAh 3P	0x048D	1165	H16	x 0,01	R	Triphase apparent energy (x0.01kVAh)	
CosPhi 3P	0x048E	1166	H16	1	R	Triphase Cos Phi (%)	
TanPhi 3P	0x048F	1167	H16	1	R	Triphase Tan Phi (%)	
Iav 3P	0x0490	1168	H16	x 0,1	R	Triphase average current (x0.1A)	

THD 3P	0x0491	1169	H16	1	R	Triphase average current THD (%)	
Wh PA	0x0492	1170	H16	x 0,01	R	Phase A active energy (x0.01kWh)	PHASE A
Wmax PA	0x0493	1171	H16	x 0,1	R	Phase A max active power (x0.1kW)	
VARh PA	0x0494	1172	H16	x 0,01	R	Phase A reactive energy (x0.01kVARh)	
lav PA	0x0495	1173	H16	x 0,1	R	Phase A average current (x0.1A)	PHASE B
THD PA	0x0496	1174	H16	1	R	Phase A average current THD (%)	
Wh PB	0x0497	1175	H16	x 0,01	R	Phase B active energy (x0.01kWh)	
Wmax PB	0x0498	1176	H16	x 0,1	R	Phase B max active power (x0.1kW)	PHASE C
VARh PB	0x0499	1177	H16	x 0,01	R	Phase B reactive energy (x0.01kVARh)	
lav PB	0x049A	1178	H16	x 0,1	R	Phase B average current (x0.1A)	
THD PB	0x049B	1179	H16	1	R	Phase B average current THD (%)	PHASE C
Wh PC	0x049C	1180	H16	x 0,01	R	Phase C active energy (x0.01kWh)	
Wmax PC	0x049D	1181	H16	x 0,1	R	Phase C max active power (x0.1kW)	
VARh PC	0x049E	1182	H16	x 0,01	R	Phase C reactive energy (x0.01kVARh)	PHASE C
lav PC	0x049F	1183	H16	x 0,1	R	Phase C average current (x0.1A)	
THD PC	0x04A0	1184	H16	1	R	Phase C average current THD (%)	
MEASUREMENT BOARD N° 3							
Config	0x04A1	1185	H16		R	CT configuration (Please, observe the board)	
Wh 3P	0x04A2	1186	H16	x 0,01	R	Triphase active energy (x0.01kWh)	TRIPHASE
Wmax 3P	0x04A3	1187	H16	x 0,1	R	Triphase max active power (x0.1kW)	
VARh 3P	0x04A4	1188	H16	x 0,01	R	Triphase reactive energy (x0.01kVARh)	
VAh 3P	0x04A5	1189	H16	x 0,01	R	Triphase apparent energy (x0.01kVAh)	PHASE A
CosPhi 3P	0x04A6	1190	H16	1	R	Triphase Cos Phi (%)	
TanPhi 3P	0x04A7	1191	H16	1	R	Triphase Tan Phi (%)	
lav 3P	0x04A8	1192	H16	x 0,1	R	Triphase average current (x0.1A)	PHASE B
THD 3P	0x04A9	1193	H16	1	R	Triphase average current THD (%)	
Wh PA	0x04AA	1194	H16	x 0,01	R	Phase A active energy (x0.01kWh)	
Wmax PA	0x04AB	1195	H16	x 0,1	R	Phase A max active power (x0.1kW)	PHASE B
VARh PA	0x04AC	1196	H16	x 0,01	R	Phase A reactive energy (x0.01kVARh)	
lav PA	0x04AD	1197	H16	x 0,1	R	Phase A average current (x0.1A)	
THD PA	0x04AE	1198	H16	1	R	Phase A average current THD (%)	PHASE C
Wh PB	0x04AF	1199	H16	x 0,01	R	Phase B active energy (x0.01kWh)	
Wmax PB	0x04B0	1200	H16	x 0,1	R	Phase B max active power (x0.1kW)	
VARh PB	0x04B1	1201	H16	x 0,01	R	Phase B reactive energy (x0.01kVARh)	PHASE C
lav PB	0x04B2	1202	H16	x 0,1	R	Phase B average current (x0.1A)	
THD PB	0x04B3	1203	H16	1	R	Phase B average current THD (%)	
Wh PC	0x04B4	1204	H16	x 0,01	R	Phase C active energy (x0.01kWh)	PHASE C
Wmax PC	0x04B5	1205	H16	x 0,1	R	Phase C max active power (x0.1kW)	
VARh PC	0x04B6	1206	H16	x 0,01	R	Phase C reactive energy (x0.01kVARh)	
lav PC	0x04B7	1207	H16	x 0,1	R	Phase C average current (x0.1A)	PHASE C
THD PC	0x04B8	1208	H16	1	R	Phase C average current THD (%)	
MEASUREMENT BOARD N° 4							
Config	0x04B9	1209	H16		R	CT configuration (Please, observe the board)	
Wh 3P	0x04BA	1210	H16	x 0,01	R	Triphase active energy (x0.01kWh)	TRIPHASE
Wmax 3P	0x04BB	1211	H16	x 0,1	R	Triphase max active power (x0.1kW)	
VARh 3P	0x04BC	1212	H16	x 0,01	R	Triphase reactive energy (x0.01kVARh)	
VAh 3P	0x04BD	1213	H16	x 0,01	R	Triphase apparent energy (x0.01kVAh)	PHASE A
CosPhi 3P	0x04BE	1214	H16	1	R	Triphase Cos Phi (%)	
TanPhi 3P	0x04BF	1215	H16	1	R	Triphase Tan Phi (%)	
lav 3P	0x04C0	1216	H16	x 0,1	R	Triphase average current (x0.1A)	PHASE B
THD 3P	0x04C1	1217	H16	1	R	Triphase average current THD (%)	
Wh PA	0x04C2	1218	H16	x 0,01	R	Phase A active energy (x0.01kWh)	
Wmax PA	0x04C3	1219	H16	x 0,1	R	Phase A max active power (x0.1kW)	PHASE B
VARh PA	0x04C4	1220	H16	x 0,01	R	Phase A reactive energy (x0.01kVARh)	
lav PA	0x04C5	1221	H16	x 0,1	R	Phase A average current (x0.1A)	
THD PA	0x04C6	1222	H16	1	R	Phase A average current THD (%)	PHASE C
Wh PB	0x04C7	1223	H16	x 0,01	R	Phase B active energy (x0.01kWh)	
Wmax PB	0x04C8	1224	H16	x 0,1	R	Phase B max active power (x0.1kW)	
VARh PB	0x04C9	1225	H16	x 0,01	R	Phase B reactive energy (x0.01kVARh)	PHASE C
lav PB	0x04CA	1226	H16	x 0,1	R	Phase B average current (x0.1A)	
THD PB	0x04CB	1227	H16	1	R	Phase B average current THD (%)	
Wh PC	0x04CC	1228	H16	x 0,01	R	Phase C active energy (x0.01kWh)	PHASE C
Wmax PC	0x04CD	1229	H16	x 0,1	R	Phase C max active power (x0.1kW)	
VARh PC	0x04CE	1230	H16	x 0,01	R	Phase C reactive energy (x0.01kVARh)	
lav PC	0x04CF	1231	H16	x 0,1	R	Phase C average current (x0.1A)	PHASE C
THD PC	0x04D0	1232	H16	1	R	Phase C average current THD (%)	
MEASUREMENT BOARD N° 5							
Config	0x04D1	1233	H16		R	CT configuration (Please, observe the board)	
Wh 3P	0x04D2	1234	H16	x 0,01	R	Triphase active energy (x0.01kWh)	TRIPHASE
Wmax 3P	0x04D3	1235	H16	x 0,1	R	Triphase max active power (x0.1kW)	
VARh 3P	0x04D4	1236	H16	x 0,01	R	Triphase reactive energy (x0.01kVARh)	
VAh 3P	0x04D5	1237	H16	x 0,01	R	Triphase apparent energy (x0.01kVAh)	PHASE A
CosPhi 3P	0x04D6	1238	H16	1	R	Triphase Cos Phi (%)	

TanPhi 3P	0x04D7	1239	H16	1	R	Triphase Tan Phi (%)	
lav 3P	0x04D8	1240	H16	x 0,1	R	Triphase average current (x0.1A)	
THD 3P	0x04D9	1241	H16	1	R	Triphase average current THD (%)	
Wh PA	0x04DA	1242	H16	x 0,01	R	Phase A active energy (x0.01kWh)	PHASE A
Wmax PA	0x04DB	1243	H16	x 0,1	R	Phase A max active power (x0.1kW)	
VARh PA	0x04DC	1244	H16	x 0,01	R	Phase A reactive energy (x0.01kVARh)	
lav PA	0x04DD	1245	H16	x 0,1	R	Phase A average current (x0.1A)	
THD PA	0x04DE	1246	H16	1	R	Phase A average current THD (%)	
Wh PB	0x04DF	1247	H16	x 0,01	R	Phase B active energy (x0.01kWh)	
Wmax PB	0x04E0	1248	H16	x 0,1	R	Phase B max active power (x0.1kW)	
VARh PB	0x04E1	1249	H16	x 0,01	R	Phase B reactive energy (x0.01kVARh)	
lav PB	0x04E2	1250	H16	x 0,1	R	Phase B average current (x0.1A)	
THD PB	0x04E3	1251	H16	1	R	Phase B average current THD (%)	
Wh PC	0x04E4	1252	H16	x 0,01	R	Phase C active energy (x0.01kWh)	PHASE C
Wmax PC	0x04E5	1253	H16	x 0,1	R	Phase C max active power (x0.1kW)	
VARh PC	0x04E6	1254	H16	x 0,01	R	Phase C reactive energy (x0.01kVARh)	
lav PC	0x04E7	1255	H16	x 0,1	R	Phase C average current (x0.1A)	
THD PC	0x04E8	1256	H16	1	R	Phase C average current THD (%)	
MEASUREMENT BOARD N° 6							
Config	0x04E9	1257	H16		R	CT configuration (Please, observe the board)	
Wh 3P	0x04EA	1258	H16	x 0,01	R	Triphase active energy (x0.01kWh)	TRI-PHASE
Wmax 3P	0x04EB	1259	H16	x 0,1	R	Triphase max active power (x0.1kW)	
VARh 3P	0x04EC	1260	H16	x 0,01	R	Triphase reactive energy (x0.01kVARh)	
VAh 3P	0x04ED	1261	H16	x 0,01	R	Triphase apparent energy (x0.01kVAh)	
CosPhi 3P	0x04EE	1262	H16	1	R	Triphase Cos Phi (%)	
TanPhi 3P	0x04EF	1263	H16	1	R	Triphase Tan Phi (%)	
lav 3P	0x04F0	1264	H16	x 0,1	R	Triphase average current (x0.1A)	
THD 3P	0x04F1	1265	H16	1	R	Triphase average current THD (%)	
Wh PA	0x04F2	1266	H16	x 0,01	R	Phase A active energy (x0.01kWh)	PHASE A
Wmax PA	0x04F3	1267	H16	x 0,1	R	Phase A max active power (x0.1kW)	
VARh PA	0x04F4	1268	H16	x 0,01	R	Phase A reactive energy (x0.01kVARh)	
lav PA	0x04F5	1269	H16	x 0,1	R	Phase A average current (x0.1A)	
THD PA	0x04F6	1270	H16	1	R	Phase A average current THD (%)	
Wh PB	0x04F7	1271	H16	x 0,01	R	Phase B active energy (x0.01kWh)	
Wmax PB	0x04F8	1272	H16	x 0,1	R	Phase B max active power (x0.1kW)	
VARh PB	0x04F9	1273	H16	x 0,01	R	Phase B reactive energy (x0.01kVARh)	
lav PB	0x04FA	1274	H16	x 0,1	R	Phase B average current (x0.1A)	
THD PB	0x04FB	1275	H16	1	R	Phase B average current THD (%)	
Wh PC	0x04FC	1276	H16	x 0,01	R	Phase C active energy (x0.01kWh)	PHASE C
Wmax PC	0x04FD	1277	H16	x 0,1	R	Phase C max active power (x0.1kW)	
VARh PC	0x04FE	1278	H16	x 0,01	R	Phase C reactive energy (x0.01kVARh)	
lav PC	0x04FF	1279	H16	x 0,1	R	Phase C average current (x0.1A)	
THD PC	0x0500	1280	H16	1	R	Phase C average current THD (%)	
MEASUREMENT BOARD N° 7							
Config	0x0501	1281	H16		R	CT configuration (Please, observe the board)	
Wh 3P	0x0502	1282	H16	x 0,01	R	Triphase active energy (x0.01kWh)	TRI-PHASE
Wmax 3P	0x0503	1283	H16	x 0,1	R	Triphase max active power (x0.1kW)	
VARh 3P	0x0504	1284	H16	x 0,01	R	Triphase reactive energy (x0.01kVARh)	
VAh 3P	0x0505	1285	H16	x 0,01	R	Triphase apparent energy (x0.01kVAh)	
CosPhi 3P	0x0506	1286	H16	1	R	Triphase Cos Phi (%)	
TanPhi 3P	0x0507	1287	H16	1	R	Triphase Tan Phi (%)	
lav 3P	0x0508	1288	H16	x 0,1	R	Triphase average current (x0.1A)	
THD 3P	0x0509	1289	H16	1	R	Triphase average current THD (%)	
Wh PA	0x050A	1290	H16	x 0,01	R	Phase A active energy (x0.01kWh)	PHASE A
Wmax PA	0x050B	1291	H16	x 0,1	R	Phase A max active power (x0.1kW)	
VARh PA	0x050C	1292	H16	x 0,01	R	Phase A reactive energy (x0.01kVARh)	
lav PA	0x050D	1293	H16	x 0,1	R	Phase A average current (x0.1A)	
THD PA	0x050E	1294	H16	1	R	Phase A average current THD (%)	
Wh PB	0x050F	1295	H16	x 0,01	R	Phase B active energy (x0.01kWh)	
Wmax PB	0x0510	1296	H16	x 0,1	R	Phase B max active power (x0.1kW)	
VARh PB	0x0511	1297	H16	x 0,01	R	Phase B reactive energy (x0.01kVARh)	
lav PB	0x0512	1298	H16	x 0,1	R	Phase B average current (x0.1A)	
THD PB	0x0513	1299	H16	1	R	Phase B average current THD (%)	
Wh PC	0x0514	1300	H16	x 0,01	R	Phase C active energy (x0.01kWh)	PHASE C
Wmax PC	0x0515	1301	H16	x 0,1	R	Phase C max active power (x0.1kW)	
VARh PC	0x0516	1302	H16	x 0,01	R	Phase C reactive energy (x0.01kVARh)	
lav PC	0x0517	1303	H16	x 0,1	R	Phase C average current (x0.1A)	
THD PC	0x0518	1304	H16	1	R	Phase C average current THD (%)	
MEASUREMENT BOARD N° 8							
Config	0x0519	1305	H16		R	CT configuration (Please, observe the board)	
Wh 3P	0x051A	1306	H16	x 0,01	R	Triphase active energy (x0.01kWh)	TRI-PHASE
Wmax 3P	0x051B	1307	H16	x 0,1	R	Triphase max active power (x0.1kW)	
VARh 3P	0x051C	1308	H16	x 0,01	R	Triphase reactive energy (x0.01kVARh)	
VAh 3P	0x051D	1309	H16	x 0,01	R	Triphase apparent energy (x0.01kVAh)	

CosPhi 3P	0x051E	1310	H16	1	R	Triphase Cos Phi (%)	
TanPhi 3P	0x051F	1311	H16	1	R	Triphase Tan Phi (%)	
Iav 3P	0x0520	1312	H16	x 0,1	R	Triphase average current (x0.1A)	
THD 3P	0x0521	1313	H16	1	R	Triphase average current THD (%)	
Wh PA	0x0522	1314	H16	x 0,01	R	Phase A active energy (x0.01kWh)	PHASE A
Wmax PA	0x0523	1315	H16	x 0,1	R	Phase A max active power (x0.1kW)	
VARh PA	0x0524	1316	H16	x 0,01	R	Phase A reactive energy (x0.01kVARh)	
Iav PA	0x0525	1317	H16	x 0,1	R	Phase A average current (x0.1A)	
THD PA	0x0526	1318	H16	1	R	Phase A average current THD (%)	
Wh PB	0x0527	1319	H16	x 0,01	R	Phase B active energy (x0.01kWh)	PHASE B
Wmax PB	0x0528	1320	H16	x 0,1	R	Phase B max active power (x0.1kW)	
VARh PB	0x0529	1321	H16	x 0,01	R	Phase B reactive energy (x0.01kVARh)	
Iav PB	0x052A	1322	H16	x 0,1	R	Phase B average current (x0.1A)	
THD PB	0x052B	1323	H16	1	R	Phase B average current THD (%)	
Wh PC	0x052C	1324	H16	x 0,01	R	Phase C active energy (x0.01kWh)	PHASE C
Wmax PC	0x052D	1325	H16	x 0,1	R	Phase C max active power (x0.1kW)	
VARh PC	0x052E	1326	H16	x 0,01	R	Phase C reactive energy (x0.01kVARh)	
Iav PC	0x052F	1327	H16	x 0,1	R	Phase C average current (x0.1A)	
THD PC	0x0530	1328	H16	1	R	Phase C average current THD (%)	
MEASUREMENT BOARD N° 9							
Config	0x0531	1329	H16		R	CT configuration (Please, observe the board)	
Wh 3P	0x0532	1330	H16	x 0,01	R	Triphase active energy (x0.01kWh)	TRIPHASE
Wmax 3P	0x0533	1331	H16	x 0,1	R	Triphase max active power (x0.1kW)	
VARh 3P	0x0534	1332	H16	x 0,01	R	Triphase reactive energy (x0.01kVARh)	
VAh 3P	0x0535	1333	H16	x 0,01	R	Triphase apparent energy (x0.01kVAh)	
CosPhi 3P	0x0536	1334	H16	1	R	Triphase Cos Phi (%)	
TanPhi 3P	0x0537	1335	H16	1	R	Triphase Tan Phi (%)	
Iav 3P	0x0538	1336	H16	x 0,1	R	Triphase average current (x0.1A)	
THD 3P	0x0539	1337	H16	1	R	Triphase average current THD (%)	
Wh PA	0x053A	1338	H16	x 0,01	R	Phase A active energy (x0.01kWh)	PHASE A
Wmax PA	0x053B	1339	H16	x 0,1	R	Phase A max active power (x0.1kW)	
VARh PA	0x053C	1340	H16	x 0,01	R	Phase A reactive energy (x0.01kVARh)	
Iav PA	0x053D	1341	H16	x 0,1	R	Phase A average current (x0.1A)	
THD PA	0x053E	1342	H16	1	R	Phase A average current THD (%)	
Wh PB	0x053F	1343	H16	x 0,01	R	Phase B active energy (x0.01kWh)	PHASE B
Wmax PB	0x0540	1344	H16	x 0,1	R	Phase B max active power (x0.1kW)	
VARh PB	0x0541	1345	H16	x 0,01	R	Phase B reactive energy (x0.01kVARh)	
Iav PB	0x0542	1346	H16	x 0,1	R	Phase B average current (x0.1A)	
THD PB	0x0543	1347	H16	1	R	Phase B average current THD (%)	
Wh PC	0x0544	1348	H16	x 0,01	R	Phase C active energy (x0.01kWh)	PHASE C
Wmax PC	0x0545	1349	H16	x 0,1	R	Phase C max active power (x0.1kW)	
VARh PC	0x0546	1350	H16	x 0,01	R	Phase C reactive energy (x0.01kVARh)	
Iav PC	0x0547	1351	H16	x 0,1	R	Phase C average current (x0.1A)	
THD PC	0x0548	1352	H16	1	R	Phase C average current THD (%)	
MEASUREMENT BOARD N° 10							
Config	0x0549	1353	H16		R	CT configuration (Please, observe the board)	
Wh 3P	0x054A	1354	H16	x 0,01	R	Triphase active energy (x0.01kWh)	TRIPHASE
Wmax 3P	0x054B	1355	H16	x 0,1	R	Triphase max active power (x0.1kW)	
VARh 3P	0x054C	1356	H16	x 0,01	R	Triphase reactive energy (x0.01kVARh)	
VAh 3P	0x054D	1357	H16	x 0,01	R	Triphase apparent energy (x0.01kVAh)	
CosPhi 3P	0x054E	1358	H16	1	R	Triphase Cos Phi (%)	
TanPhi 3P	0x054F	1359	H16	1	R	Triphase Tan Phi (%)	
Iav 3P	0x0550	1360	H16	x 0,1	R	Triphase average current (x0.1A)	
THD 3P	0x0551	1361	H16	1	R	Triphase average current THD (%)	
Wh PA	0x0552	1362	H16	x 0,01	R	Phase A active energy (x0.01kWh)	PHASE A
Wmax PA	0x0553	1363	H16	x 0,1	R	Phase A max active power (x0.1kW)	
VARh PA	0x0554	1364	H16	x 0,01	R	Phase A reactive energy (x0.01kVARh)	
Iav PA	0x0555	1365	H16	x 0,1	R	Phase A average current (x0.1A)	
THD PA	0x0556	1366	H16	1	R	Phase A average current THD (%)	
Wh PB	0x0557	1367	H16	x 0,01	R	Phase B active energy (x0.01kWh)	PHASE B
Wmax PB	0x0558	1368	H16	x 0,1	R	Phase B max active power (x0.1kW)	
VARh PB	0x0559	1369	H16	x 0,01	R	Phase B reactive energy (x0.01kVARh)	
Iav PB	0x055A	1370	H16	x 0,1	R	Phase B average current (x0.1A)	
THD PB	0x055B	1371	H16	1	R	Phase B average current THD (%)	
Wh PC	0x055C	1372	H16	x 0,01	R	Phase C active energy (x0.01kWh)	PHASE C
Wmax PC	0x055D	1373	H16	x 0,1	R	Phase C max active power (x0.1kW)	
VARh PC	0x055E	1374	H16	x 0,01	R	Phase C reactive energy (x0.01kVARh)	
Iav PC	0x055F	1375	H16	x 0,1	R	Phase C average current (x0.1A)	
THD PC	0x0560	1376	H16	1	R	Phase C average current THD (%)	
MEASUREMENT BOARD N° 11							
Config	0x0561	1377	H16		R	CT configuration (Please, observe the board)	
Wh 3P	0x0562	1378	H16	x 0,01	R	Triphase active energy (x0.01kWh)	TRIPHASE
Wmax 3P	0x0563	1379	H16	x 0,1	R	Triphase max active power (x0.1kW)	
VARh 3P	0x0564	1380	H16	x 0,01	R	Triphase reactive energy (x0.01kVARh)	
VAh 3P	0x0565	1381	H16	x 0,01	R	Triphase apparent energy (x0.01kVAh)	

CosPhi 3P	0x0566	1382	H16	1	R	Triphase Cos Phi (%)	
TanPhi 3P	0x0567	1383	H16	1	R	Triphase Tan Phi (%)	
Iav 3P	0x0568	1384	H16	x 0,1	R	Triphase average current (x0.1A)	
THD 3P	0x0569	1385	H16	1	R	Triphase average current THD (%)	
Wh PA	0x056A	1386	H16	x 0,01	R	Phase A active energy (x0.01kWh)	PHASE A
Wmax PA	0x056B	1387	H16	x 0,1	R	Phase A max active power (x0.1kW)	
VARh PA	0x056C	1388	H16	x 0,01	R	Phase A reactive energy (x0.01kVARh)	
Iav PA	0x056D	1389	H16	x 0,1	R	Phase A average current (x0.1A)	
THD PA	0x056E	1390	H16	1	R	Phase A average current THD (%)	
Wh PB	0x056F	1391	H16	x 0,01	R	Phase B active energy (x0.01kWh)	PHASE B
Wmax PB	0x0570	1392	H16	x 0,1	R	Phase B max active power (x0.1kW)	
VARh PB	0x0571	1393	H16	x 0,01	R	Phase B reactive energy (x0.01kVARh)	
Iav PB	0x0572	1394	H16	x 0,1	R	Phase B average current (x0.1A)	
THD PB	0x0573	1395	H16	1	R	Phase B average current THD (%)	
Wh PC	0x0574	1396	H16	x 0,01	R	Phase C active energy (x0.01kWh)	PHASE C
Wmax PC	0x0575	1397	H16	x 0,1	R	Phase C max active power (x0.1kW)	
VARh PC	0x0576	1398	H16	x 0,01	R	Phase C reactive energy (x0.01kVARh)	
Iav PC	0x0577	1399	H16	x 0,1	R	Phase C average current (x0.1A)	
THD PC	0x0578	1400	H16	1	R	Phase C average current THD (%)	
MEASUREMENT BOARD N° 12							
Config	0x0579	1401	H16		R	CT configuration (Please, observe the board)	
Wh 3P	0x057A	1402	H16	x 0,01	R	Triphase active energy (x0.01kWh)	TRIPHASE
Wmax 3P	0x057B	1403	H16	x 0,1	R	Triphase max active power (x0.1kW)	
VARh 3P	0x057C	1404	H16	x 0,01	R	Triphase reactive energy (x0.01kVARh)	
VAh 3P	0x057D	1405	H16	x 0,01	R	Triphase apparent energy (x0.01kVAh)	
CosPhi 3P	0x057E	1406	H16	1	R	Triphase Cos Phi (%)	
TanPhi 3P	0x057F	1407	H16	1	R	Triphase Tan Phi (%)	
Iav 3P	0x0580	1408	H16	x 0,1	R	Triphase average current (x0.1A)	
THD 3P	0x0581	1409	H16	1	R	Triphase average current THD (%)	
Wh PA	0x0582	1410	H16	x 0,01	R	Phase A active energy (x0.01kWh)	PHASE A
Wmax PA	0x0583	1411	H16	x 0,1	R	Phase A max active power (x0.1kW)	
VARh PA	0x0584	1412	H16	x 0,01	R	Phase A reactive energy (x0.01kVARh)	
Iav PA	0x0585	1413	H16	x 0,1	R	Phase A average current (x0.1A)	
THD PA	0x0586	1414	H16	1	R	Phase A average current THD (%)	
Wh PB	0x0587	1415	H16	x 0,01	R	Phase B active energy (x0.01kWh)	PHASE B
Wmax PB	0x0588	1416	H16	x 0,1	R	Phase B max active power (x0.1kW)	
VARh PB	0x0589	1417	H16	x 0,01	R	Phase B reactive energy (x0.01kVARh)	
Iav PB	0x058A	1418	H16	x 0,1	R	Phase B average current (x0.1A)	
THD PB	0x058B	1419	H16	1	R	Phase B average current THD (%)	
Wh PC	0x058C	1420	H16	x 0,01	R	Phase C active energy (x0.01kWh)	PHASE C
Wmax PC	0x058D	1421	H16	x 0,1	R	Phase C max active power (x0.1kW)	
VARh PC	0x058E	1422	H16	x 0,01	R	Phase C reactive energy (x0.01kVARh)	
Iav PC	0x058F	1423	H16	x 0,1	R	Phase C average current (x0.1A)	
THD PC	0x0590	1424	H16	1	R	Phase C average current THD (%)	
RECORDING AREA ENERGY36 N° 3							
Serial Number 1	0x0591	1425	H64		R	Serial number (64 bits)	INFORMATION
Serial Number 2	0x0592	1426				NB : Serial Number 1 = Low weight	
Serial Number 3	0x0593	1427				Serial Number 4 = Strong weight	
Serial Number 4	0x0594	1428					
DateRec Low	0x0595	1429	H48		R	Year - Month	DATE
DateRec Med	0x0596	1430				Day - Hour Recording date	
DateRec High	0x0597	1431				Minute - Seconde	
Date Low	0x0598	1432	H48		R/W	Year - Month	DATE
Date Med	0x0599	1433				Day - Hour Date	
Date High	0x059A	1434				Minute - Seconde	
Version/Type	0x059B	1435	H16		R	Software version + System type	
New+Time MB	0x059C	1436	H16		R	New recording + Remaining time	
Time Record	0x059D	1437	H16		R	time before next registration (sec)	
ChanList	0x059E	1438	H16		R	1 bit for a MEASUREMENT BOARD (connected MEASUREMENT BOARD = 1)	
Switch	0x059F	1439	H16		R	N° MB + RF_ONOFF + RF_EN + RF_MS + RF_GROUP	
AN	0x05A0	1440	H16		R	Analogic input rating	
Temperature	0x05A1	1441	H16		R	Inner temperature (°C)	DATA
Pulse IN	0x05A2	1442	H16		R	TOR input status 1 (bit 0) - 2 (bit 1) - 3 (bit 2) - 4 (bit 3)	
Pulse 1 Low	0x05A3	1443	H16		R	Impulsive meter 1	
Pulse 2 Low	0x05A4	1444	H16		R	Impulsive meter 2	
Pulse 3 Low	0x05A5	1445	H16		R	Impulsive meter 3	
Pulse 4 Low	0x05A6	1446	H16		R	Impulsive meter 4	
Period Record	0x05A7	1447	H16		R/W	time before next registration (sec)	CONF
TORout	0x05A8	1448	H16		R/W	1 bit for a MEASUREMENT BOARD (connected MEASUREMENT BOARD = 1)	
Common recorded data to the 12 measurement board (VOLTAGE / FREQUENCY / MICRO CUT)							
Network	0x05A9	1449	H16		R	Kind of network : Mono/Tri	TRIPHASE E
Freq	0x05AA	1450	H16	x 0,1	R	Network frequency (Hz)	
Vav 3P	0x05AB	1451	H16	x 0,1	R	Triphase average voltage (x0.1V)	
Vmin 3P	0x05AC	1452	H16	x 0,1	R	Triphase min voltage (x0.1V)	
Vmax 3P	0x05AD	1453	H16	x 0,1	R	Triphase max voltage (x0.1V)	

MCcnt 3P	0x05AE	1454	H16	1	R	Triphase microcut meter	
Vav PA	0x05AF	1455	H16	x 0,1	R	Phase A average voltage (x0.1V)	PHASE A
Vmin PA	0x05B0	1456	H16	x 0,1	R	Phase A min voltage (x0.1V)	
Vmax PA	0x05B1	1457	H16	x 0,1	R	Phase A max voltage (x0.1V)	
MCcnt PA	0x05B2	1458	H16	1	R	Phase A microcut meter	
Vav PB	0x05B3	1459	H16	x 0,1	R	Phase B average voltage (x0.1V)	PHASE B
Vmin PB	0x05B4	1460	H16	x 0,1	R	Phase B min voltage (x0.1V)	
Vmax PB	0x05B5	1461	H16	x 0,1	R	Phase B max voltage (x0.1V)	
MCcnt PB	0x05B6	1462	H16	1	R	Phase B microcut meter	
Vav PC	0x05B7	1463	H16	x 0,1	R	Phase C average voltage (x0.1V)	PHASE C
Vmin PC	0x05B8	1464	H16	x 0,1	R	Phase C min voltage (x0.1V)	
Vmax PC	0x05B9	1465	H16	x 0,1	R	Phase C max voltage (x0.1V)	
MCcnt PC	0x05BA	1466	H16	1	R	Phase C microcut meter	
	0x05BB	1467					
	0x05BC	1468					
	0x05BD	1469					
	0x05BE	1470					
	0x05BF	1471					
	0x05C0	1472					
Recorded data for each measurement board(ENERGY/POWER/COS Phi/TAN Phi/CURRENT/THD)							
MEASUREMENT BOARD N° 1							
Config	0x05C1	1473	H16		R	CT configuration (Please, observe the board)	
Wh 3P	0x05C2	1474	H16	x 0,01	R	Triphase active energy (x0.01kWh)	TRI PHASE
Wmax 3P	0x05C3	1475	H16	x 0,1	R	Triphase max active power (x0.1kW)	
VARh 3P	0x05C4	1476	H16	x 0,01	R	Triphase reactive energy (x0.01kVARh)	
VAh 3P	0x05C5	1477	H16	x 0,01	R	Triphase apparent energy (x0.01kVAh)	
CosPhi 3P	0x05C6	1478	H16	1	R	Triphase Cos Phi (%)	
TanPhi 3P	0x05C7	1479	H16	1	R	Triphase Tan Phi (%)	
Iav 3P	0x05C8	1480	H16	x 0,1	R	Triphase average current (x0.1A)	
THD 3P	0x05C9	1481	H16	1	R	Triphase average current THD (%)	
Wh PA	0x05CA	1482	H16	x 0,01	R	Phase A active energy (x0.01kWh)	PHASE A
Wmax PA	0x05CB	1483	H16	x 0,1	R	Phase A max active power (x0.1kW)	
VARh PA	0x05CC	1484	H16	x 0,01	R	Phase A reactive energy (x0.01kVARh)	
Iav PA	0x05CD	1485	H16	x 0,1	R	Phase A average current (x0.1A)	PHASE B
THD PA	0x05CE	1486	H16	1	R	Phase A average current THD (%)	
Wh PB	0x05CF	1487	H16	x 0,01	R	Phase B active energy (x0.01kWh)	
Wmax PB	0x05D0	1488	H16	x 0,1	R	Phase B max active power (x0.1kW)	PHASE C
VARh PB	0x05D1	1489	H16	x 0,01	R	Phase B reactive energy (x0.01kVARh)	
Iav PB	0x05D2	1490	H16	x 0,1	R	Phase B average current (x0.1A)	
THD PB	0x05D3	1491	H16	1	R	Phase B average current THD (%)	PHASE C
Wh PC	0x05D4	1492	H16	x 0,01	R	Phase C active energy (x0.01kWh)	
Wmax PC	0x05D5	1493	H16	x 0,1	R	Phase C max active power (x0.1kW)	
VARh PC	0x05D6	1494	H16	x 0,01	R	Phase C reactive energy (x0.01kVARh)	
Iav PC	0x05D7	1495	H16	x 0,1	R	Phase C average current (x0.1A)	
THD PC	0x05D8	1496	H16	1	R	Phase C average current THD (%)	
MEASUREMENT BOARD N° 2							
Config	0x05D9	1497	H16		R	CT configuration (Please, observe the board)	
Wh 3P	0x05DA	1498	H16	x 0,01	R	Triphase active energy (x0.01kWh)	TRI PHASE
Wmax 3P	0x05DB	1499	H16	x 0,1	R	Triphase max active power (x0.1kW)	
VARh 3P	0x05DC	1500	H16	x 0,01	R	Triphase reactive energy (x0.01kVARh)	
VAh 3P	0x05DD	1501	H16	x 0,01	R	Triphase apparent energy (x0.01kVAh)	
CosPhi 3P	0x05DE	1502	H16	1	R	Triphase Cos Phi (%)	
TanPhi 3P	0x05DF	1503	H16	1	R	Triphase Tan Phi (%)	
Iav 3P	0x05E0	1504	H16	x 0,1	R	Triphase average current (x0.1A)	
THD 3P	0x05E1	1505	H16	1	R	Triphase average current THD (%)	
Wh PA	0x05E2	1506	H16	x 0,01	R	Phase A active energy (x0.01kWh)	PHASE A
Wmax PA	0x05E3	1507	H16	x 0,1	R	Phase A max active power (x0.1kW)	
VARh PA	0x05E4	1508	H16	x 0,01	R	Phase A reactive energy (x0.01kVARh)	
Iav PA	0x05E5	1509	H16	x 0,1	R	Phase A average current (x0.1A)	PHASE B
THD PA	0x05E6	1510	H16	1	R	Phase A average current THD (%)	
Wh PB	0x05E7	1511	H16	x 0,01	R	Phase B active energy (x0.01kWh)	
Wmax PB	0x05E8	1512	H16	x 0,1	R	Phase B max active power (x0.1kW)	PHASE C
VARh PB	0x05E9	1513	H16	x 0,01	R	Phase B reactive energy (x0.01kVARh)	
Iav PB	0x05EA	1514	H16	x 0,1	R	Phase B average current (x0.1A)	
THD PB	0x05EB	1515	H16	1	R	Phase B average current THD (%)	
Wh PC	0x05EC	1516	H16	x 0,01	R	Phase C active energy (x0.01kWh)	
Wmax PC	0x05ED	1517	H16	x 0,1	R	Phase C max active power (x0.1kW)	
VARh PC	0x05EE	1518	H16	x 0,01	R	Phase C reactive energy (x0.01kVARh)	
Iav PC	0x05EF	1519	H16	x 0,1	R	Phase C average current (x0.1A)	
THD PC	0x05F0	1520	H16	1	R	Phase C average current THD (%)	
MEASUREMENT BOARD N° 3							
Config	0x05F1	1521	H16		R	CT configuration (Please, observe the board)	
Wh 3P	0x05F2	1522	H16	x 0,01	R	Triphase active energy (x0.01kWh)	TRI PHAS E
Wmax 3P	0x05F3	1523	H16	x 0,1	R	Triphase max active power (x0.1kW)	
VARh 3P	0x05F4	1524	H16	x 0,01	R	Triphase reactive energy (x0.01kVARh)	

VAh 3P	0x05F5	1525	H16	x 0,01	R	Triphase apparent energy (x0.01kVAh)	
CosPhi 3P	0x05F6	1526	H16	1	R	Triphase Cos Phi (%)	
TanPhi 3P	0x05F7	1527	H16	1	R	Triphase Tan Phi (%)	
Iav 3P	0x05F8	1528	H16	x 0,1	R	Triphase average current (x0.1A)	
THD 3P	0x05F9	1529	H16	1	R	Triphase average current THD (%)	
Wh PA	0x05FA	1530	H16	x 0,01	R	Phase A active energy (x0.01kWh)	PHASE A
Wmax PA	0x05FB	1531	H16	x 0,1	R	Phase A max active power (x0.1kW)	
VARh PA	0x05FC	1532	H16	x 0,01	R	Phase A reactive energy (x0.01kVARh)	
Iav PA	0x05FD	1533	H16	x 0,1	R	Phase A average current (x0.1A)	
THD PA	0x05FE	1534	H16	1	R	Phase A average current THD (%)	
Wh PB	0x05FF	1535	H16	x 0,01	R	Phase B active energy (x0.01kWh)	PHASE B
Wmax PB	0x0600	1536	H16	x 0,1	R	Phase B max active power (x0.1kW)	
VARh PB	0x0601	1537	H16	x 0,01	R	Phase B reactive energy (x0.01kVARh)	
Iav PB	0x0602	1538	H16	x 0,1	R	Phase B average current (x0.1A)	
THD PB	0x0603	1539	H16	1	R	Phase B average current THD (%)	
Wh PC	0x0604	1540	H16	x 0,01	R	Phase C active energy (x0.01kWh)	PHASE C
Wmax PC	0x0605	1541	H16	x 0,1	R	Phase C max active power (x0.1kW)	
VARh PC	0x0606	1542	H16	x 0,01	R	Phase C reactive energy (x0.01kVARh)	
Iav PC	0x0607	1543	H16	x 0,1	R	Phase C average current (x0.1A)	
THD PC	0x0608	1544	H16	1	R	Phase C average current THD (%)	
MEASUREMENT BOARD N° 4							
Config	0x0609	1545	H16		R	CT configuration (Please, observe the board)	
Wh 3P	0x060A	1546	H16	x 0,01	R	Triphase active energy (x0.01kWh)	TRI PHASE
Wmax 3P	0x060B	1547	H16	x 0,1	R	Triphase max active power (x0.1kW)	
VARh 3P	0x060C	1548	H16	x 0,01	R	Triphase reactive energy (x0.01kVARh)	
VAh 3P	0x060D	1549	H16	x 0,01	R	Triphase apparent energy (x0.01kVAh)	
CosPhi 3P	0x060E	1550	H16	1	R	Triphase Cos Phi (%)	
TanPhi 3P	0x060F	1551	H16	1	R	Triphase Tan Phi (%)	
Iav 3P	0x0610	1552	H16	x 0,1	R	Triphase average current (x0.1A)	
THD 3P	0x0611	1553	H16	1	R	Triphase average current THD (%)	
Wh PA	0x0612	1554	H16	x 0,01	R	Phase A active energy (x0.01kWh)	PHASE A
Wmax PA	0x0613	1555	H16	x 0,1	R	Phase A max active power (x0.1kW)	
VARh PA	0x0614	1556	H16	x 0,01	R	Phase A reactive energy (x0.01kVARh)	
Iav PA	0x0615	1557	H16	x 0,1	R	Phase A average current (x0.1A)	
THD PA	0x0616	1558	H16	1	R	Phase A average current THD (%)	
Wh PB	0x0617	1559	H16	x 0,01	R	Phase B active energy (x0.01kWh)	PHASE B
Wmax PB	0x0618	1560	H16	x 0,1	R	Phase B max active power (x0.1kW)	
VARh PB	0x0619	1561	H16	x 0,01	R	Phase B reactive energy (x0.01kVARh)	
Iav PB	0x061A	1562	H16	x 0,1	R	Phase B average current (x0.1A)	
THD PB	0x061B	1563	H16	1	R	Phase B average current THD (%)	
Wh PC	0x061C	1564	H16	x 0,01	R	Phase C active energy (x0.01kWh)	PHASE C
Wmax PC	0x061D	1565	H16	x 0,1	R	Phase C max active power (x0.1kW)	
VARh PC	0x061E	1566	H16	x 0,01	R	Phase C reactive energy (x0.01kVARh)	
Iav PC	0x061F	1567	H16	x 0,1	R	Phase C average current (x0.1A)	
THD PC	0x0620	1568	H16	1	R	Phase C average current THD (%)	
MEASUREMENT BOARD N° 5							
Config	0x0621	1569	H16		R	CT configuration (Please, observe the board)	
Wh 3P	0x0622	1570	H16	x 0,01	R	Triphase active energy (x0.01kWh)	TRI PHASE
Wmax 3P	0x0623	1571	H16	x 0,1	R	Triphase max active power (x0.1kW)	
VARh 3P	0x0624	1572	H16	x 0,01	R	Triphase reactive energy (x0.01kVARh)	
VAh 3P	0x0625	1573	H16	x 0,01	R	Triphase apparent energy (x0.01kVAh)	
CosPhi 3P	0x0626	1574	H16	1	R	Triphase Cos Phi (%)	
TanPhi 3P	0x0627	1575	H16	1	R	Triphase Tan Phi (%)	
Iav 3P	0x0628	1576	H16	x 0,1	R	Triphase average current (x0.1A)	
THD 3P	0x0629	1577	H16	1	R	Triphase average current THD (%)	
Wh PA	0x062A	1578	H16	x 0,01	R	Phase A active energy (x0.01kWh)	PHASE A
Wmax PA	0x062B	1579	H16	x 0,1	R	Phase A max active power (x0.1kW)	
VARh PA	0x062C	1580	H16	x 0,01	R	Phase A reactive energy (x0.01kVARh)	
Iav PA	0x062D	1581	H16	x 0,1	R	Phase A average current (x0.1A)	
THD PA	0x062E	1582	H16	1	R	Phase A average current THD (%)	
Wh PB	0x062F	1583	H16	x 0,01	R	Phase B active energy (x0.01kWh)	PHASE B
Wmax PB	0x0630	1584	H16	x 0,1	R	Phase B max active power (x0.1kW)	
VARh PB	0x0631	1585	H16	x 0,01	R	Phase B reactive energy (x0.01kVARh)	
Iav PB	0x0632	1586	H16	x 0,1	R	Phase B average current (x0.1A)	
THD PB	0x0633	1587	H16	1	R	Phase B average current THD (%)	
Wh PC	0x0634	1588	H16	x 0,01	R	Phase C active energy (x0.01kWh)	PHASE C
Wmax PC	0x0635	1589	H16	x 0,1	R	Phase C max active power (x0.1kW)	
VARh PC	0x0636	1590	H16	x 0,01	R	Phase C reactive energy (x0.01kVARh)	
Iav PC	0x0637	1591	H16	x 0,1	R	Phase C average current (x0.1A)	
THD PC	0x0638	1592	H16	1	R	Phase C average current THD (%)	
MEASUREMENT BOARD N° 6							
Config	0x0639	1593	H16		R	CT configuration (Please, observe the board)	
Wh 3P	0x063A	1594	H16	x 0,01	R	Triphase active energy (x0.01kWh)	TRI PHAS
Wmax 3P	0x063B	1595	H16	x 0,1	R	Triphase max active power (x0.1kW)	
VARh 3P	0x063C	1596	H16	x 0,01	R	Triphase reactive energy (x0.01kVARh)	

VAh 3P	0x063D	1597	H16	x 0,01	R	Triphase apparent energy (x0.01kVAh)	
CosPhi 3P	0x063E	1598	H16	1	R	Triphase Cos Phi (%)	
TanPhi 3P	0x063F	1599	H16	1	R	Triphase Tan Phi (%)	
Iav 3P	0x0640	1600	H16	x 0,1	R	Triphase average current (x0.1A)	
THD 3P	0x0641	1601	H16	1	R	Triphase average current THD (%)	
Wh PA	0x0642	1602	H16	x 0,01	R	Phase A active energy (x0.01kWh)	PHASE A
Wmax PA	0x0643	1603	H16	x 0,1	R	Phase A max active power (x0.1kW)	
VARh PA	0x0644	1604	H16	x 0,01	R	Phase A reactive energy (x0.01kVARh)	
Iav PA	0x0645	1605	H16	x 0,1	R	Phase A average current (x0.1A)	
THD PA	0x0646	1606	H16	1	R	Phase A average current THD (%)	
Wh PB	0x0647	1607	H16	x 0,01	R	Phase B active energy (x0.01kWh)	PHASE B
Wmax PB	0x0648	1608	H16	x 0,1	R	Phase B max active power (x0.1kW)	
VARh PB	0x0649	1609	H16	x 0,01	R	Phase B reactive energy (x0.01kVARh)	
Iav PB	0x064A	1610	H16	x 0,1	R	Phase B average current (x0.1A)	
THD PB	0x064B	1611	H16	1	R	Phase B average current THD (%)	
Wh PC	0x064C	1612	H16	x 0,01	R	Phase C active energy (x0.01kWh)	PHASE C
Wmax PC	0x064D	1613	H16	x 0,1	R	Phase C max active power (x0.1kW)	
VARh PC	0x064E	1614	H16	x 0,01	R	Phase C reactive energy (x0.01kVARh)	
Iav PC	0x064F	1615	H16	x 0,1	R	Phase C average current (x0.1A)	
THD PC	0x0650	1616	H16	1	R	Phase C average current THD (%)	
MEASUREMENT BOARD N° 7							
Config	0x0651	1617	H16		R	CT configuration (Please, observe the board)	
Wh 3P	0x0652	1618	H16	x 0,01	R	Triphase active energy (x0.01kWh)	TRI PHASE
Wmax 3P	0x0653	1619	H16	x 0,1	R	Triphase max active power (x0.1kW)	
VARh 3P	0x0654	1620	H16	x 0,01	R	Triphase reactive energy (x0.01kVARh)	
VAh 3P	0x0655	1621	H16	x 0,01	R	Triphase apparent energy (x0.01kVAh)	
CosPhi 3P	0x0656	1622	H16	1	R	Triphase Cos Phi (%)	
TanPhi 3P	0x0657	1623	H16	1	R	Triphase Tan Phi (%)	
Iav 3P	0x0658	1624	H16	x 0,1	R	Triphase average current (x0.1A)	
THD 3P	0x0659	1625	H16	1	R	Triphase average current THD (%)	
Wh PA	0x065A	1626	H16	x 0,01	R	Phase A active energy (x0.01kWh)	PHASE A
Wmax PA	0x065B	1627	H16	x 0,1	R	Phase A max active power (x0.1kW)	
VARh PA	0x065C	1628	H16	x 0,01	R	Phase A reactive energy (x0.01kVARh)	
Iav PA	0x065D	1629	H16	x 0,1	R	Phase A average current (x0.1A)	
THD PA	0x065E	1630	H16	1	R	Phase A average current THD (%)	
Wh PB	0x065F	1631	H16	x 0,01	R	Phase B active energy (x0.01kWh)	PHASE B
Wmax PB	0x0660	1632	H16	x 0,1	R	Phase B max active power (x0.1kW)	
VARh PB	0x0661	1633	H16	x 0,01	R	Phase B reactive energy (x0.01kVARh)	
Iav PB	0x0662	1634	H16	x 0,1	R	Phase B average current (x0.1A)	
THD PB	0x0663	1635	H16	1	R	Phase B average current THD (%)	
Wh PC	0x0664	1636	H16	x 0,01	R	Phase C active energy (x0.01kWh)	PHASE C
Wmax PC	0x0665	1637	H16	x 0,1	R	Phase C max active power (x0.1kW)	
VARh PC	0x0666	1638	H16	x 0,01	R	Phase C reactive energy (x0.01kVARh)	
Iav PC	0x0667	1639	H16	x 0,1	R	Phase C average current (x0.1A)	
THD PC	0x0668	1640	H16	1	R	Phase C average current THD (%)	
MEASUREMENT BOARD N° 8							
Config	0x0669	1641	H16		R	CT configuration (Please, observe the board)	
Wh 3P	0x066A	1642	H16	x 0,01	R	Triphase active energy (x0.01kWh)	TRI PHASE
Wmax 3P	0x066B	1643	H16	x 0,1	R	Triphase max active power (x0.1kW)	
VARh 3P	0x066C	1644	H16	x 0,01	R	Triphase reactive energy (x0.01kVARh)	
VAh 3P	0x066D	1645	H16	x 0,01	R	Triphase apparent energy (x0.01kVAh)	
CosPhi 3P	0x066E	1646	H16	1	R	Triphase Cos Phi (%)	
TanPhi 3P	0x066F	1647	H16	1	R	Triphase Tan Phi (%)	
Iav 3P	0x0670	1648	H16	x 0,1	R	Triphase average current (x0.1A)	
THD 3P	0x0671	1649	H16	1	R	Triphase average current THD (%)	
Wh PA	0x0672	1650	H16	x 0,01	R	Phase A active energy (x0.01kWh)	PHASE A
Wmax PA	0x0673	1651	H16	x 0,1	R	Phase A max active power (x0.1kW)	
VARh PA	0x0674	1652	H16	x 0,01	R	Phase A reactive energy (x0.01kVARh)	
Iav PA	0x0675	1653	H16	x 0,1	R	Phase A average current (x0.1A)	
THD PA	0x0676	1654	H16	1	R	Phase A average current THD (%)	
Wh PB	0x0677	1655	H16	x 0,01	R	Phase B active energy (x0.01kWh)	PHASE B
Wmax PB	0x0678	1656	H16	x 0,1	R	Phase B max active power (x0.1kW)	
VARh PB	0x0679	1657	H16	x 0,01	R	Phase B reactive energy (x0.01kVARh)	
Iav PB	0x067A	1658	H16	x 0,1	R	Phase B average current (x0.1A)	
THD PB	0x067B	1659	H16	1	R	Phase B average current THD (%)	
Wh PC	0x067C	1660	H16	x 0,01	R	Phase C active energy (x0.01kWh)	PHASE C
Wmax PC	0x067D	1661	H16	x 0,1	R	Phase C max active power (x0.1kW)	
VARh PC	0x067E	1662	H16	x 0,01	R	Phase C reactive energy (x0.01kVARh)	
Iav PC	0x067F	1663	H16	x 0,1	R	Phase C average current (x0.1A)	
THD PC	0x0680	1664	H16	1	R	Phase C average current THD (%)	
MEASUREMENT BOARD N° 9							
Config	0x0681	1665	H16		R	CT configuration (Please, observe the board)	
Wh 3P	0x0682	1666	H16	x 0,01	R	Triphase active energy (x0.01kWh)	TRI PHASE
Wmax 3P	0x0683	1667	H16	x 0,1	R	Triphase max active power (x0.1kW)	
VARh 3P	0x0684	1668	H16	x 0,01	R	Triphase reactive energy (x0.01kVARh)	

VAh 3P	0x0685	1669	H16	x 0,01	R	Triphase apparent energy (x0.01kVAh)	
CosPhi 3P	0x0686	1670	H16	1	R	Triphase Cos Phi (%)	
TanPhi 3P	0x0687	1671	H16	1	R	Triphase Tan Phi (%)	
Iav 3P	0x0688	1672	H16	x 0,1	R	Triphase average current (x0.1A)	
THD 3P	0x0689	1673	H16	1	R	Triphase average current THD (%)	
Wh PA	0x068A	1674	H16	x 0,01	R	Phase A active energy (x0.01kWh)	PHASE A
Wmax PA	0x068B	1675	H16	x 0,1	R	Phase A max active power (x0.1kW)	
VARh PA	0x068C	1676	H16	x 0,01	R	Phase A reactive energy (x0.01kVARh)	
Iav PA	0x068D	1677	H16	x 0,1	R	Phase A average current (x0.1A)	
THD PA	0x068E	1678	H16	1	R	Phase A average current THD (%)	PHASE B
Wh PB	0x068F	1679	H16	x 0,01	R	Phase B active energy (x0.01kWh)	
Wmax PB	0x0690	1680	H16	x 0,1	R	Phase B max active power (x0.1kW)	
VARh PB	0x0691	1681	H16	x 0,01	R	Phase B reactive energy (x0.01kVARh)	
Iav PB	0x0692	1682	H16	x 0,1	R	Phase B average current (x0.1A)	PHASE C
THD PB	0x0693	1683	H16	1	R	Phase B average current THD (%)	
Wh PC	0x0694	1684	H16	x 0,01	R	Phase C active energy (x0.01kWh)	
Wmax PC	0x0695	1685	H16	x 0,1	R	Phase C max active power (x0.1kW)	
VARh PC	0x0696	1686	H16	x 0,01	R	Phase C reactive energy (x0.01kVARh)	
Iav PC	0x0697	1687	H16	x 0,1	R	Phase C average current (x0.1A)	
THD PC	0x0698	1688	H16	1	R	Phase C average current THD (%)	
MEASUREMENT BOARD N° 10							
Config	0x0699	1689	H16		R	CT configuration (Please, observe the board)	
Wh 3P	0x069A	1690	H16	x 0,01	R	Triphase active energy (x0.01kWh)	TRIPLHASE
Wmax 3P	0x069B	1691	H16	x 0,1	R	Triphase max active power (x0.1kW)	
VARh 3P	0x069C	1692	H16	x 0,01	R	Triphase reactive energy (x0.01kVARh)	
VAh 3P	0x069D	1693	H16	x 0,01	R	Triphase apparent energy (x0.01kVAh)	
CosPhi 3P	0x069E	1694	H16	1	R	Triphase Cos Phi (%)	
TanPhi 3P	0x069F	1695	H16	1	R	Triphase Tan Phi (%)	
Iav 3P	0x06A0	1696	H16	x 0,1	R	Triphase average current (x0.1A)	
THD 3P	0x06A1	1697	H16	1	R	Triphase average current THD (%)	
Wh PA	0x06A2	1698	H16	x 0,01	R	Phase A active energy (x0.01kWh)	PHASE A
Wmax PA	0x06A3	1699	H16	x 0,1	R	Phase A max active power (x0.1kW)	
VARh PA	0x06A4	1700	H16	x 0,01	R	Phase A reactive energy (x0.01kVARh)	
Iav PA	0x06A5	1701	H16	x 0,1	R	Phase A average current (x0.1A)	
THD PA	0x06A6	1702	H16	1	R	Phase A average current THD (%)	PHASE B
Wh PB	0x06A7	1703	H16	x 0,01	R	Phase B active energy (x0.01kWh)	
Wmax PB	0x06A8	1704	H16	x 0,1	R	Phase B max active power (x0.1kW)	
VARh PB	0x06A9	1705	H16	x 0,01	R	Phase B reactive energy (x0.01kVARh)	
Iav PB	0x06AA	1706	H16	x 0,1	R	Phase B average current (x0.1A)	PHASE C
THD PB	0x06AB	1707	H16	1	R	Phase B average current THD (%)	
Wh PC	0x06AC	1708	H16	x 0,01	R	Phase C active energy (x0.01kWh)	
Wmax PC	0x06AD	1709	H16	x 0,1	R	Phase C max active power (x0.1kW)	
VARh PC	0x06AE	1710	H16	x 0,01	R	Phase C reactive energy (x0.01kVARh)	
Iav PC	0x06AF	1711	H16	x 0,1	R	Phase C average current (x0.1A)	
THD PC	0x06B0	1712	H16	1	R	Phase C average current THD (%)	
MEASUREMENT BOARD N° 11							
Config	0x06B1	1713	H16		R	CT configuration (Please, observe the board)	
Wh 3P	0x06B2	1714	H16	x 0,01	R	Triphase active energy (x0.01kWh)	TRIPLHASE
Wmax 3P	0x06B3	1715	H16	x 0,1	R	Triphase max active power (x0.1kW)	
VARh 3P	0x06B4	1716	H16	x 0,01	R	Triphase reactive energy (x0.01kVARh)	
VAh 3P	0x06B5	1717	H16	x 0,01	R	Triphase apparent energy (x0.01kVAh)	
CosPhi 3P	0x06B6	1718	H16	1	R	Triphase Cos Phi (%)	
TanPhi 3P	0x06B7	1719	H16	1	R	Triphase Tan Phi (%)	
Iav 3P	0x06B8	1720	H16	x 0,1	R	Triphase average current (x0.1A)	
THD 3P	0x06B9	1721	H16	1	R	Triphase average current THD (%)	
Wh PA	0x06BA	1722	H16	x 0,01	R	Phase A active energy (x0.01kWh)	PHASE A
Wmax PA	0x06BB	1723	H16	x 0,1	R	Phase A max active power (x0.1kW)	
VARh PA	0x06BC	1724	H16	x 0,01	R	Phase A reactive energy (x0.01kVARh)	
Iav PA	0x06BD	1725	H16	x 0,1	R	Phase A average current (x0.1A)	
THD PA	0x06BE	1726	H16	1	R	Phase A average current THD (%)	PHASE B
Wh PB	0x06BF	1727	H16	x 0,01	R	Phase B active energy (x0.01kWh)	
Wmax PB	0x06C0	1728	H16	x 0,1	R	Phase B max active power (x0.1kW)	
VARh PB	0x06C1	1729	H16	x 0,01	R	Phase B reactive energy (x0.01kVARh)	
Iav PB	0x06C2	1730	H16	x 0,1	R	Phase B average current (x0.1A)	PHASE C
THD PB	0x06C3	1731	H16	1	R	Phase B average current THD (%)	
Wh PC	0x06C4	1732	H16	x 0,01	R	Phase C active energy (x0.01kWh)	
Wmax PC	0x06C5	1733	H16	x 0,1	R	Phase C max active power (x0.1kW)	
VARh PC	0x06C6	1734	H16	x 0,01	R	Phase C reactive energy (x0.01kVARh)	
Iav PC	0x06C7	1735	H16	x 0,1	R	Phase C average current (x0.1A)	
THD PC	0x06C8	1736	H16	1	R	Phase C average current THD (%)	
MEASUREMENT BOARD N° 12							
Config	0x06C9	1737	H16		R	CT configuration (Please, observe the board)	
Wh 3P	0x06CA	1738	H16	x 0,01	R	Triphase active energy (x0.01kWh)	TRIPLHASE
Wmax 3P	0x06CB	1739	H16	x 0,1	R	Triphase max active power (x0.1kW)	
VARh 3P	0x06CC	1740	H16	x 0,01	R	Triphase reactive energy (x0.01kVARh)	

VAh 3P	0x06CD	1741	H16	x 0,01	R	Triphase apparent energy (x0.01kVAh)	
CosPhi 3P	0x06CE	1742	H16	1	R	Triphase Cos Phi (%)	
TanPhi 3P	0x06CF	1743	H16	1	R	Triphase Tan Phi (%)	
Iav 3P	0x06D0	1744	H16	x 0,1	R	Triphase average current (x0.1A)	
THD 3P	0x06D1	1745	H16	1	R	Triphase average current THD (%)	
Wh PA	0x06D2	1746	H16	x 0,01	R	Phase A active energy (x0.01kWh)	PHASE A
Wmax PA	0x06D3	1747	H16	x 0,1	R	Phase A max active power (x0.1kW)	
VARh PA	0x06D4	1748	H16	x 0,01	R	Phase A reactive energy (x0.01kVARh)	
Iav PA	0x06D5	1749	H16	x 0,1	R	Phase A average current (x0.1A)	
THD PA	0x06D6	1750	H16	1	R	Phase A average current THD (%)	PHASE B
Wh PB	0x06D7	1751	H16	x 0,01	R	Phase B active energy (x0.01kWh)	
Wmax PB	0x06D8	1752	H16	x 0,1	R	Phase B max active power (x0.1kW)	
VARh PB	0x06D9	1753	H16	x 0,01	R	Phase B reactive energy (x0.01kVARh)	
Iav PB	0x06DA	1754	H16	x 0,1	R	Phase B average current (x0.1A)	PHASE C
THD PB	0x06DB	1755	H16	1	R	Phase B average current THD (%)	
Wh PC	0x06DC	1756	H16	x 0,01	R	Phase C active energy (x0.01kWh)	
Wmax PC	0x06DD	1757	H16	x 0,1	R	Phase C max active power (x0.1kW)	
VARh PC	0x06DE	1758	H16	x 0,01	R	Phase C reactive energy (x0.01kVARh)	
Iav PC	0x06DF	1759	H16	x 0,1	R	Phase C average current (x0.1A)	
THD PC	0x06E0	1760	H16	1	R	Phase C average current THD (%)	
RECORDING AREA ENERGY36 N° 4							
Serial Number 1	0x06E1	1761	H64		R	Serial number (64 bits)	INFORMATION
Serial Number 2	0x06E2	1762				NB : Serial Number 1 = Low weight	
Serial Number 3	0x06E3	1763				Serial Number 4 = Strong weight	
Serial Number 4	0x06E4	1764					
DateRec Low	0x06E5	1765	H48		R	Year - Month	DATE
DateRec Med	0x06E6	1766				Day - Hour Recording date	
DateRec High	0x06E7	1767				Minute - Seconde	
Date Low	0x06E8	1768	H48		R/W	Year - Month	DATE
Date Med	0x06E9	1769				Day - Hour Date	
Date High	0x06EA	1770				Minute - Seconde	
Version/Type	0x06EB	1771	H16		R	Software version + System type	
New+Time MB	0x06EC	1772	H16		R	New recording + Remaining time	
Time Record	0x06ED	1773	H16		R	time before next registration (sec)	
ChanList	0x06EE	1774	H16		R	1 bit for a MEASUREMENT BOARD (connected MEASUREMENT BOARD = 1)	
Switch	0x06EF	1775	H16		R	N° MB + RF_ONOFF + RF_EN + RF_MS + RF_GROUP	
AN	0x06F0	1776	H16		R	Analogic input rating	
Temperature	0x06F1	1777	H16		R	Inner temperature (°C)	
Pulse IN	0x06F2	1778	H16		R	TOR input status 1 (bit 0) - 2 (bit 1) - 3 (bit 2) - 4 (bit 3)	
Pulse 1 Low	0x06F3	1779	H16		R	Impulsive meter 1	
Pulse 2 Low	0x06F4	1780	H16		R	Impulsive meter 2	
Pulse 3 Low	0x06F5	1781	H16		R	Impulsive meter 3	
Pulse 4 Low	0x06F6	1782	H16		R	Impulsive meter 4	
Period Record	0x06F7	1783	H16		R/W	time before next registration (sec)	CONF
TORout	0x06F8	1784	H16		R/W	1 bit for a MEASUREMENT BOARD (connected MEASUREMENT BOARD = 1)	
Common recorded data to the 12 measurement board (VOLTAGE / FREQUENCY / MICRO CUT)							
Network	0x06F9	1785	H16		R	Kind of network : Mono/Tri	
Freq	0x06FA	1786	H16	x 0,1	R	Network frequency (Hz)	
Vav 3P	0x06FB	1787	H16	x 0,1	R	Triphase average voltage (x0.1V)	TRI-PHASE
Vmin 3P	0x06FC	1788	H16	x 0,1	R	Triphase min voltage (x0.1V)	
Vmax 3P	0x06FD	1789	H16	x 0,1	R	Triphase max voltage (x0.1V)	
MCcnt 3P	0x06FE	1790	H16	1	R	Triphase microcut meter	
Vav PA	0x06FF	1791	H16	x 0,1	R	Phase A average voltage (x0.1V)	PHASE A
Vmin PA	0x0700	1792	H16	x 0,1	R	Phase A min voltage (x0.1V)	
Vmax PA	0x0701	1793	H16	x 0,1	R	Phase A max voltage (x0.1V)	
MCcnt PA	0x0702	1794	H16	1	R	Phase A microcut meter	
Vav PB	0x0703	1795	H16	x 0,1	R	Phase B average voltage (x0.1V)	PHASE B
Vmin PB	0x0704	1796	H16	x 0,1	R	Phase B min voltage (x0.1V)	
Vmax PB	0x0705	1797	H16	x 0,1	R	Phase B max voltage (x0.1V)	
MCcnt PB	0x0706	1798	H16	1	R	Phase B microcut meter	
Vav PC	0x0707	1799	H16	x 0,1	R	Phase C average voltage (x0.1V)	PHASE C
Vmin PC	0x0708	1800	H16	x 0,1	R	Phase C min voltage (x0.1V)	
Vmax PC	0x0709	1801	H16	x 0,1	R	Phase C max voltage (x0.1V)	
MCcnt PC	0x070A	1802	H16	1	R	Phase C microcut meter	
	0x070B	1803					
	0x070C	1804					
	0x070D	1805					
	0x070E	1806					
	0x070F	1807					
	0x0710	1808					
Recorded data for each measurement board(ENERGY/POWER/COS Phi/TAN Phi/CURRENT/THD)							
MEASUREMENT BOARD N° 1							
Config	0x0711	1809	H16		R	CT configuration (Please, observe the board)	
Wh 3P	0x0712	1810	H16	x 0,01	R	Triphase active energy (x0.01kWh)	TRIPHASE
Wmax 3P	0x0713	1811	H16	x 0,1	R	Triphase max active power (x0.1kW)	

VARh 3P	0x0714	1812	H16	x 0,01	R	Triphase reactive energy (x0.01kVARh)	
VAh 3P	0x0715	1813	H16	x 0,01	R	Triphase apparent energy (x0.01kVAh)	
CosPhi 3P	0x0716	1814	H16	1	R	Triphase Cos Phi (%)	
TanPhi 3P	0x0717	1815	H16	1	R	Triphase Tan Phi (%)	
lav 3P	0x0718	1816	H16	x 0,1	R	Triphase average current (x0.1A)	
THD 3P	0x0719	1817	H16	1	R	Triphase average current THD (%)	
Wh PA	0x071A	1818	H16	x 0,01	R	Phase A active energy (x0.01kWh)	PHASE A
Wmax PA	0x071B	1819	H16	x 0,1	R	Phase A max active power (x0.1kW)	
VARh PA	0x071C	1820	H16	x 0,01	R	Phase A reactive energy (x0.01kVARh)	
lav PA	0x071D	1821	H16	x 0,1	R	Phase A average current (x0.1A)	PHASE B
THD PA	0x071E	1822	H16	1	R	Phase A average current THD (%)	
Wh PB	0x071F	1823	H16	x 0,01	R	Phase B active energy (x0.01kWh)	
Wmax PB	0x0720	1824	H16	x 0,1	R	Phase B max active power (x0.1kW)	PHASE C
VARh PB	0x0721	1825	H16	x 0,01	R	Phase B reactive energy (x0.01kVARh)	
lav PB	0x0722	1826	H16	x 0,1	R	Phase B average current (x0.1A)	
THD PB	0x0723	1827	H16	1	R	Phase B average current THD (%)	PHASE C
Wh PC	0x0724	1828	H16	x 0,01	R	Phase C active energy (x0.01kWh)	
Wmax PC	0x0725	1829	H16	x 0,1	R	Phase C max active power (x0.1kW)	
VARh PC	0x0726	1830	H16	x 0,01	R	Phase C reactive energy (x0.01kVARh)	
lav PC	0x0727	1831	H16	x 0,1	R	Phase C average current (x0.1A)	
THD PC	0x0728	1832	H16	1	R	Phase C average current THD (%)	
MEASUREMENT BOARD N° 2							
Config	0x0729	1833	H16		R	CT configuration (Please, observe the board)	
Wh 3P	0x072A	1834	H16	x 0,01	R	Triphase active energy (x0.01kWh)	TRIPHASE
Wmax 3P	0x072B	1835	H16	x 0,1	R	Triphase max active power (x0.1kW)	
VARh 3P	0x072C	1836	H16	x 0,01	R	Triphase reactive energy (x0.01kVARh)	
VAh 3P	0x072D	1837	H16	x 0,01	R	Triphase apparent energy (x0.01kVAh)	PHASE A
CosPhi 3P	0x072E	1838	H16	1	R	Triphase Cos Phi (%)	
TanPhi 3P	0x072F	1839	H16	1	R	Triphase Tan Phi (%)	
lav 3P	0x0730	1840	H16	x 0,1	R	Triphase average current (x0.1A)	PHASE B
THD 3P	0x0731	1841	H16	1	R	Triphase average current THD (%)	
Wh PA	0x0732	1842	H16	x 0,01	R	Phase A active energy (x0.01kWh)	
Wmax PA	0x0733	1843	H16	x 0,1	R	Phase A max active power (x0.1kW)	PHASE C
VARh PA	0x0734	1844	H16	x 0,01	R	Phase A reactive energy (x0.01kVARh)	
lav PA	0x0735	1845	H16	x 0,1	R	Phase A average current (x0.1A)	
THD PA	0x0736	1846	H16	1	R	Phase A average current THD (%)	PHASE B
Wh PB	0x0737	1847	H16	x 0,01	R	Phase B active energy (x0.01kWh)	
Wmax PB	0x0738	1848	H16	x 0,1	R	Phase B max active power (x0.1kW)	
VARh PB	0x0739	1849	H16	x 0,01	R	Phase B reactive energy (x0.01kVARh)	PHASE C
lav PB	0x073A	1850	H16	x 0,1	R	Phase B average current (x0.1A)	
THD PB	0x073B	1851	H16	1	R	Phase B average current THD (%)	
Wh PC	0x073C	1852	H16	x 0,01	R	Phase C active energy (x0.01kWh)	PHASE C
Wmax PC	0x073D	1853	H16	x 0,1	R	Phase C max active power (x0.1kW)	
VARh PC	0x073E	1854	H16	x 0,01	R	Phase C reactive energy (x0.01kVARh)	
lav PC	0x073F	1855	H16	x 0,1	R	Phase C average current (x0.1A)	
THD PC	0x0740	1856	H16	1	R	Phase C average current THD (%)	
MEASUREMENT BOARD N° 3							
Config	0x0741	1857	H16		R	CT configuration (Please, observe the board)	
Wh 3P	0x0742	1858	H16	x 0,01	R	Triphase active energy (x0.01kWh)	TRIPHASE
Wmax 3P	0x0743	1859	H16	x 0,1	R	Triphase max active power (x0.1kW)	
VARh 3P	0x0744	1860	H16	x 0,01	R	Triphase reactive energy (x0.01kVARh)	
VAh 3P	0x0745	1861	H16	x 0,01	R	Triphase apparent energy (x0.01kVAh)	PHASE A
CosPhi 3P	0x0746	1862	H16	1	R	Triphase Cos Phi (%)	
TanPhi 3P	0x0747	1863	H16	1	R	Triphase Tan Phi (%)	
lav 3P	0x0748	1864	H16	x 0,1	R	Triphase average current (x0.1A)	PHASE B
THD 3P	0x0749	1865	H16	1	R	Triphase average current THD (%)	
Wh PA	0x074A	1866	H16	x 0,01	R	Phase A active energy (x0.01kWh)	
Wmax PA	0x074B	1867	H16	x 0,1	R	Phase A max active power (x0.1kW)	PHASE C
VARh PA	0x074C	1868	H16	x 0,01	R	Phase A reactive energy (x0.01kVARh)	
lav PA	0x074D	1869	H16	x 0,1	R	Phase A average current (x0.1A)	
THD PA	0x074E	1870	H16	1	R	Phase A average current THD (%)	PHASE B
Wh PB	0x074F	1871	H16	x 0,01	R	Phase B active energy (x0.01kWh)	
Wmax PB	0x0750	1872	H16	x 0,1	R	Phase B max active power (x0.1kW)	
VARh PB	0x0751	1873	H16	x 0,01	R	Phase B reactive energy (x0.01kVARh)	PHASE C
lav PB	0x0752	1874	H16	x 0,1	R	Phase B average current (x0.1A)	
THD PB	0x0753	1875	H16	1	R	Phase B average current THD (%)	
Wh PC	0x0754	1876	H16	x 0,01	R	Phase C active energy (x0.01kWh)	PHASE C
Wmax PC	0x0755	1877	H16	x 0,1	R	Phase C max active power (x0.1kW)	
VARh PC	0x0756	1878	H16	x 0,01	R	Phase C reactive energy (x0.01kVARh)	
lav PC	0x0757	1879	H16	x 0,1	R	Phase C average current (x0.1A)	
THD PC	0x0758	1880	H16	1	R	Phase C average current THD (%)	
MEASUREMENT BOARD N° 4							
Config	0x0759	1881	H16		R	CT configuration (Please, observe the board)	
Wh 3P	0x075A	1882	H16	x 0,01	R	Triphase active energy (x0.01kWh)	TRIPHASE
Wmax 3P	0x075B	1883	H16	x 0,1	R	Triphase max active power (x0.1kW)	

VARh 3P	0x075C	1884	H16	x 0,01	R	Triphase reactive energy (x0.01kVARh)	
VAh 3P	0x075D	1885	H16	x 0,01	R	Triphase apparent energy (x0.01kVAh)	
CosPhi 3P	0x075E	1886	H16	1	R	Triphase Cos Phi (%)	
TanPhi 3P	0x075F	1887	H16	1	R	Triphase Tan Phi (%)	
lav 3P	0x0760	1888	H16	x 0,1	R	Triphase average current (x0.1A)	
THD 3P	0x0761	1889	H16	1	R	Triphase average current THD (%)	
Wh PA	0x0762	1890	H16	x 0,01	R	Phase A active energy (x0.01kWh)	PHASE A
Wmax PA	0x0763	1891	H16	x 0,1	R	Phase A max active power (x0.1kW)	
VARh PA	0x0764	1892	H16	x 0,01	R	Phase A reactive energy (x0.01kVARh)	
lav PA	0x0765	1893	H16	x 0,1	R	Phase A average current (x0.1A)	PHASE B
THD PA	0x0766	1894	H16	1	R	Phase A average current THD (%)	
Wh PB	0x0767	1895	H16	x 0,01	R	Phase B active energy (x0.01kWh)	
Wmax PB	0x0768	1896	H16	x 0,1	R	Phase B max active power (x0.1kW)	PHASE C
VARh PB	0x0769	1897	H16	x 0,01	R	Phase B reactive energy (x0.01kVARh)	
lav PB	0x076A	1898	H16	x 0,1	R	Phase B average current (x0.1A)	
THD PB	0x076B	1899	H16	1	R	Phase B average current THD (%)	PHASE C
Wh PC	0x076C	1900	H16	x 0,01	R	Phase C active energy (x0.01kWh)	
Wmax PC	0x076D	1901	H16	x 0,1	R	Phase C max active power (x0.1kW)	
VARh PC	0x076E	1902	H16	x 0,01	R	Phase C reactive energy (x0.01kVARh)	
lav PC	0x076F	1903	H16	x 0,1	R	Phase C average current (x0.1A)	
THD PC	0x0770	1904	H16	1	R	Phase C average current THD (%)	
MEASUREMENT BOARD N° 5							
Config	0x0771	1905	H16		R	CT configuration (Please, observe the board)	
Wh 3P	0x0772	1906	H16	x 0,01	R	Triphase active energy (x0.01kWh)	TRIPHASE
Wmax 3P	0x0773	1907	H16	x 0,1	R	Triphase max active power (x0.1kW)	
VARh 3P	0x0774	1908	H16	x 0,01	R	Triphase reactive energy (x0.01kVARh)	
VAh 3P	0x0775	1909	H16	x 0,01	R	Triphase apparent energy (x0.01kVAh)	PHASE A
CosPhi 3P	0x0776	1910	H16	1	R	Triphase Cos Phi (%)	
TanPhi 3P	0x0777	1911	H16	1	R	Triphase Tan Phi (%)	
lav 3P	0x0778	1912	H16	x 0,1	R	Triphase average current (x0.1A)	PHASE B
THD 3P	0x0779	1913	H16	1	R	Triphase average current THD (%)	
Wh PA	0x077A	1914	H16	x 0,01	R	Phase A active energy (x0.01kWh)	
Wmax PA	0x077B	1915	H16	x 0,1	R	Phase A max active power (x0.1kW)	PHASE C
VARh PA	0x077C	1916	H16	x 0,01	R	Phase A reactive energy (x0.01kVARh)	
lav PA	0x077D	1917	H16	x 0,1	R	Phase A average current (x0.1A)	
THD PA	0x077E	1918	H16	1	R	Phase A average current THD (%)	PHASE B
Wh PB	0x077F	1919	H16	x 0,01	R	Phase B active energy (x0.01kWh)	
Wmax PB	0x0780	1920	H16	x 0,1	R	Phase B max active power (x0.1kW)	
VARh PB	0x0781	1921	H16	x 0,01	R	Phase B reactive energy (x0.01kVARh)	PHASE C
lav PB	0x0782	1922	H16	x 0,1	R	Phase B average current (x0.1A)	
THD PB	0x0783	1923	H16	1	R	Phase B average current THD (%)	
Wh PC	0x0784	1924	H16	x 0,01	R	Phase C active energy (x0.01kWh)	PHASE C
Wmax PC	0x0785	1925	H16	x 0,1	R	Phase C max active power (x0.1kW)	
VARh PC	0x0786	1926	H16	x 0,01	R	Phase C reactive energy (x0.01kVARh)	
lav PC	0x0787	1927	H16	x 0,1	R	Phase C average current (x0.1A)	
THD PC	0x0788	1928	H16	1	R	Phase C average current THD (%)	
MEASUREMENT BOARD N° 6							
Config	0x0789	1929	H16		R	CT configuration (Please, observe the board)	
Wh 3P	0x078A	1930	H16	x 0,01	R	Triphase active energy (x0.01kWh)	TRIPHASE
Wmax 3P	0x078B	1931	H16	x 0,1	R	Triphase max active power (x0.1kW)	
VARh 3P	0x078C	1932	H16	x 0,01	R	Triphase reactive energy (x0.01kVARh)	
VAh 3P	0x078D	1933	H16	x 0,01	R	Triphase apparent energy (x0.01kVAh)	PHASE A
CosPhi 3P	0x078E	1934	H16	1	R	Triphase Cos Phi (%)	
TanPhi 3P	0x078F	1935	H16	1	R	Triphase Tan Phi (%)	
lav 3P	0x0790	1936	H16	x 0,1	R	Triphase average current (x0.1A)	PHASE B
THD 3P	0x0791	1937	H16	1	R	Triphase average current THD (%)	
Wh PA	0x0792	1938	H16	x 0,01	R	Phase A active energy (x0.01kWh)	
Wmax PA	0x0793	1939	H16	x 0,1	R	Phase A max active power (x0.1kW)	PHASE C
VARh PA	0x0794	1940	H16	x 0,01	R	Phase A reactive energy (x0.01kVARh)	
lav PA	0x0795	1941	H16	x 0,1	R	Phase A average current (x0.1A)	
THD PA	0x0796	1942	H16	1	R	Phase A average current THD (%)	PHASE B
Wh PB	0x0797	1943	H16	x 0,01	R	Phase B active energy (x0.01kWh)	
Wmax PB	0x0798	1944	H16	x 0,1	R	Phase B max active power (x0.1kW)	
VARh PB	0x0799	1945	H16	x 0,01	R	Phase B reactive energy (x0.01kVARh)	PHASE C
lav PB	0x079A	1946	H16	x 0,1	R	Phase B average current (x0.1A)	
THD PB	0x079B	1947	H16	1	R	Phase B average current THD (%)	
Wh PC	0x079C	1948	H16	x 0,01	R	Phase C active energy (x0.01kWh)	PHASE C
Wmax PC	0x079D	1949	H16	x 0,1	R	Phase C max active power (x0.1kW)	
VARh PC	0x079E	1950	H16	x 0,01	R	Phase C reactive energy (x0.01kVARh)	
lav PC	0x079F	1951	H16	x 0,1	R	Phase C average current (x0.1A)	
THD PC	0x07A0	1952	H16	1	R	Phase C average current THD (%)	
MEASUREMENT BOARD N° 7							
Config	0x07A1	1953	H16		R	CT configuration (Please, observe the board)	
Wh 3P	0x07A2	1954	H16	x 0,01	R	Triphase active energy (x0.01kWh)	TRIPHASE
Wmax 3P	0x07A3	1955	H16	x 0,1	R	Triphase max active power (x0.1kW)	

VARh 3P	0x07A4	1956	H16	x 0,01	R	Triphase reactive energy (x0.01kVARh)		
VAh 3P	0x07A5	1957	H16	x 0,01	R	Triphase apparent energy (x0.01kVAh)		
CosPhi 3P	0x07A6	1958	H16	1	R	Triphase Cos Phi (%)		
TanPhi 3P	0x07A7	1959	H16	1	R	Triphase Tan Phi (%)		
lav 3P	0x07A8	1960	H16	x 0,1	R	Triphase average current (x0.1A)		
THD 3P	0x07A9	1961	H16	1	R	Triphase average current THD (%)		
Wh PA	0x07AA	1962	H16	x 0,01	R	Phase A active energy (x0.01kWh)	PHASE A	
Wmax PA	0x07AB	1963	H16	x 0,1	R	Phase A max active power (x0.1kW)		
VARh PA	0x07AC	1964	H16	x 0,01	R	Phase A reactive energy (x0.01kVARh)		
lav PA	0x07AD	1965	H16	x 0,1	R	Phase A average current (x0.1A)	PHASE B	
THD PA	0x07AE	1966	H16	1	R	Phase A average current THD (%)		
Wh PB	0x07AF	1967	H16	x 0,01	R	Phase B active energy (x0.01kWh)		
Wmax PB	0x07B0	1968	H16	x 0,1	R	Phase B max active power (x0.1kW)	PHASE C	
VARh PB	0x07B1	1969	H16	x 0,01	R	Phase B reactive energy (x0.01kVARh)		
lav PB	0x07B2	1970	H16	x 0,1	R	Phase B average current (x0.1A)		
THD PB	0x07B3	1971	H16	1	R	Phase B average current THD (%)		
Wh PC	0x07B4	1972	H16	x 0,01	R	Phase C active energy (x0.01kWh)	PHASE C	
Wmax PC	0x07B5	1973	H16	x 0,1	R	Phase C max active power (x0.1kW)		
VARh PC	0x07B6	1974	H16	x 0,01	R	Phase C reactive energy (x0.01kVARh)		
lav PC	0x07B7	1975	H16	x 0,1	R	Phase C average current (x0.1A)		
THD PC	0x07B8	1976	H16	1	R	Phase C average current THD (%)		
MEASUREMENT BOARD N° 8								
Config	0x07B9	1977	H16		R	CT configuration (Please, observe the board)		
Wh 3P	0x07BA	1978	H16	x 0,01	R	Triphase active energy (x0.01kWh)	TRIPHASE	
Wmax 3P	0x07BB	1979	H16	x 0,1	R	Triphase max active power (x0.1kW)		
VARh 3P	0x07BC	1980	H16	x 0,01	R	Triphase reactive energy (x0.01kVARh)		
VAh 3P	0x07BD	1981	H16	x 0,01	R	Triphase apparent energy (x0.01kVAh)	PHASE A	
CosPhi 3P	0x07BE	1982	H16	1	R	Triphase Cos Phi (%)		
TanPhi 3P	0x07BF	1983	H16	1	R	Triphase Tan Phi (%)		
lav 3P	0x07C0	1984	H16	x 0,1	R	Triphase average current (x0.1A)	PHASE B	
THD 3P	0x07C1	1985	H16	1	R	Triphase average current THD (%)		
Wh PA	0x07C2	1986	H16	x 0,01	R	Phase A active energy (x0.01kWh)		
Wmax PA	0x07C3	1987	H16	x 0,1	R	Phase A max active power (x0.1kW)	PHASE C	
VARh PA	0x07C4	1988	H16	x 0,01	R	Phase A reactive energy (x0.01kVARh)		
lav PA	0x07C5	1989	H16	x 0,1	R	Phase A average current (x0.1A)		
THD PA	0x07C6	1990	H16	1	R	Phase A average current THD (%)		
Wh PB	0x07C7	1991	H16	x 0,01	R	Phase B active energy (x0.01kWh)	PHASE B	
Wmax PB	0x07C8	1992	H16	x 0,1	R	Phase B max active power (x0.1kW)		
VARh PB	0x07C9	1993	H16	x 0,01	R	Phase B reactive energy (x0.01kVARh)		
lav PB	0x07CA	1994	H16	x 0,1	R	Phase B average current (x0.1A)	PHASE C	
THD PB	0x07CB	1995	H16	1	R	Phase B average current THD (%)		
Wh PC	0x07CC	1996	H16	x 0,01	R	Phase C active energy (x0.01kWh)		
Wmax PC	0x07CD	1997	H16	x 0,1	R	Phase C max active power (x0.1kW)		
VARh PC	0x07CE	1998	H16	x 0,01	R	Phase C reactive energy (x0.01kVARh)		
lav PC	0x07CF	1999	H16	x 0,1	R	Phase C average current (x0.1A)		
THD PC	0x07D0	2000	H16	1	R	Phase C average current THD (%)		
MEASUREMENT BOARD N° 9								
Config	0x07D1	2001	H16		R	CT configuration (Please, observe the board)		
Wh 3P	0x07D2	2002	H16	x 0,01	R	Triphase active energy (x0.01kWh)	TRIPHASE	
Wmax 3P	0x07D3	2003	H16	x 0,1	R	Triphase max active power (x0.1kW)		
VARh 3P	0x07D4	2004	H16	x 0,01	R	Triphase reactive energy (x0.01kVARh)		
VAh 3P	0x07D5	2005	H16	x 0,01	R	Triphase apparent energy (x0.01kVAh)	PHASE A	
CosPhi 3P	0x07D6	2006	H16	1	R	Triphase Cos Phi (%)		
TanPhi 3P	0x07D7	2007	H16	1	R	Triphase Tan Phi (%)		
lav 3P	0x07D8	2008	H16	x 0,1	R	Triphase average current (x0.1A)	PHASE B	
THD 3P	0x07D9	2009	H16	1	R	Triphase average current THD (%)		
Wh PA	0x07DA	2010	H16	x 0,01	R	Phase A active energy (x0.01kWh)		
Wmax PA	0x07DB	2011	H16	x 0,1	R	Phase A max active power (x0.1kW)	PHASE C	
VARh PA	0x07DC	2012	H16	x 0,01	R	Phase A reactive energy (x0.01kVARh)		
lav PA	0x07DD	2013	H16	x 0,1	R	Phase A average current (x0.1A)		
THD PA	0x07DE	2014	H16	1	R	Phase A average current THD (%)		
Wh PB	0x07DF	2015	H16	x 0,01	R	Phase B active energy (x0.01kWh)	PHASE B	
Wmax PB	0x07E0	2016	H16	x 0,1	R	Phase B max active power (x0.1kW)		
VARh PB	0x07E1	2017	H16	x 0,01	R	Phase B reactive energy (x0.01kVARh)		
lav PB	0x07E2	2018	H16	x 0,1	R	Phase B average current (x0.1A)	PHASE C	
THD PB	0x07E3	2019	H16	1	R	Phase B average current THD (%)		
Wh PC	0x07E4	2020	H16	x 0,01	R	Phase C active energy (x0.01kWh)		
Wmax PC	0x07E5	2021	H16	x 0,1	R	Phase C max active power (x0.1kW)		
VARh PC	0x07E6	2022	H16	x 0,01	R	Phase C reactive energy (x0.01kVARh)		
lav PC	0x07E7	2023	H16	x 0,1	R	Phase C average current (x0.1A)		
THD PC	0x07E8	2024	H16	1	R	Phase C average current THD (%)		
MEASUREMENT BOARD N° 10								
Config	0x07E9	2025	H16		R	CT configuration (Please, observe the board)		
Wh 3P	0x07EA	2026	H16	x 0,01	R	Triphase active energy (x0.01kWh)	TRIPHASE	
Wmax 3P	0x07EB	2027	H16	x 0,1	R	Triphase max active power (x0.1kW)		

VARh 3P	0x07EC	2028	H16	x 0,01	R	Triphase reactive energy (x0.01kVARh)		
VAh 3P	0x07ED	2029	H16	x 0,01	R	Triphase apparent energy (x0.01kVAh)		
CosPhi 3P	0x07EE	2030	H16	1	R	Triphase Cos Phi (%)		
TanPhi 3P	0x07EF	2031	H16	1	R	Triphase Tan Phi (%)		
lav 3P	0x07F0	2032	H16	x 0,1	R	Triphase average current (x0.1A)		
THD 3P	0x07F1	2033	H16	1	R	Triphase average current THD (%)		
Wh PA	0x07F2	2034	H16	x 0,01	R	Phase A active energy (x0.01kWh)	PHASE A	
Wmax PA	0x07F3	2035	H16	x 0,1	R	Phase A max active power (x0.1kW)		
VARh PA	0x07F4	2036	H16	x 0,01	R	Phase A reactive energy (x0.01kVARh)		
lav PA	0x07F5	2037	H16	x 0,1	R	Phase A average current (x0.1A)	PHASE B	
THD PA	0x07F6	2038	H16	1	R	Phase A average current THD (%)		
Wh PB	0x07F7	2039	H16	x 0,01	R	Phase B active energy (x0.01kWh)		
Wmax PB	0x07F8	2040	H16	x 0,1	R	Phase B max active power (x0.1kW)	PHASE C	
VARh PB	0x07F9	2041	H16	x 0,01	R	Phase B reactive energy (x0.01kVARh)		
lav PB	0x07FA	2042	H16	x 0,1	R	Phase B average current (x0.1A)		
THD PB	0x07FB	2043	H16	1	R	Phase B average current THD (%)		
Wh PC	0x07FC	2044	H16	x 0,01	R	Phase C active energy (x0.01kWh)	PHASE C	
Wmax PC	0x07FD	2045	H16	x 0,1	R	Phase C max active power (x0.1kW)		
VARh PC	0x07FE	2046	H16	x 0,01	R	Phase C reactive energy (x0.01kVARh)		
lav PC	0x07FF	2047	H16	x 0,1	R	Phase C average current (x0.1A)		
THD PC	0x0800	2048	H16	1	R	Phase C average current THD (%)		
MEASUREMENT BOARD N° 11								
Config	0x0801	2049	H16		R	CT configuration (Please, observe the board)		
Wh 3P	0x0802	2050	H16	x 0,01	R	Triphase active energy (x0.01kWh)	TRIPLHASE	
Wmax 3P	0x0803	2051	H16	x 0,1	R	Triphase max active power (x0.1kW)		
VARh 3P	0x0804	2052	H16	x 0,01	R	Triphase reactive energy (x0.01kVARh)		
VAh 3P	0x0805	2053	H16	x 0,01	R	Triphase apparent energy (x0.01kVAh)	PHASE A	
CosPhi 3P	0x0806	2054	H16	1	R	Triphase Cos Phi (%)		
TanPhi 3P	0x0807	2055	H16	1	R	Triphase Tan Phi (%)		
lav 3P	0x0808	2056	H16	x 0,1	R	Triphase average current (x0.1A)	PHASE B	
THD 3P	0x0809	2057	H16	1	R	Triphase average current THD (%)		
Wh PA	0x080A	2058	H16	x 0,01	R	Phase A active energy (x0.01kWh)		
Wmax PA	0x080B	2059	H16	x 0,1	R	Phase A max active power (x0.1kW)	PHASE C	
VARh PA	0x080C	2060	H16	x 0,01	R	Phase A reactive energy (x0.01kVARh)		
lav PA	0x080D	2061	H16	x 0,1	R	Phase A average current (x0.1A)		
THD PA	0x080E	2062	H16	1	R	Phase A average current THD (%)		
Wh PB	0x080F	2063	H16	x 0,01	R	Phase B active energy (x0.01kWh)	PHASE B	
Wmax PB	0x0810	2064	H16	x 0,1	R	Phase B max active power (x0.1kW)		
VARh PB	0x0811	2065	H16	x 0,01	R	Phase B reactive energy (x0.01kVARh)		
lav PB	0x0812	2066	H16	x 0,1	R	Phase B average current (x0.1A)	PHASE C	
THD PB	0x0813	2067	H16	1	R	Phase B average current THD (%)		
Wh PC	0x0814	2068	H16	x 0,01	R	Phase C active energy (x0.01kWh)		
Wmax PC	0x0815	2069	H16	x 0,1	R	Phase C max active power (x0.1kW)	PHASE C	
VARh PC	0x0816	2070	H16	x 0,01	R	Phase C reactive energy (x0.01kVARh)		
lav PC	0x0817	2071	H16	x 0,1	R	Phase C average current (x0.1A)		
THD PC	0x0818	2072	H16	1	R	Phase C average current THD (%)		
MEASUREMENT BOARD N° 12								
Config	0x0819	2073	H16		R	CT configuration (Please, observe the board)		
Wh 3P	0x081A	2074	H16	x 0,01	R	Triphase active energy (x0.01kWh)	TRIPLHASE	
Wmax 3P	0x081B	2075	H16	x 0,1	R	Triphase max active power (x0.1kW)		
VARh 3P	0x081C	2076	H16	x 0,01	R	Triphase reactive energy (x0.01kVARh)		
VAh 3P	0x081D	2077	H16	x 0,01	R	Triphase apparent energy (x0.01kVAh)	PHASE A	
CosPhi 3P	0x081E	2078	H16	1	R	Triphase Cos Phi (%)		
TanPhi 3P	0x081F	2079	H16	1	R	Triphase Tan Phi (%)		
lav 3P	0x0820	2080	H16	x 0,1	R	Triphase average current (x0.1A)	PHASE B	
THD 3P	0x0821	2081	H16	1	R	Triphase average current THD (%)		
Wh PA	0x0822	2082	H16	x 0,01	R	Phase A active energy (x0.01kWh)		
Wmax PA	0x0823	2083	H16	x 0,1	R	Phase A max active power (x0.1kW)	PHASE C	
VARh PA	0x0824	2084	H16	x 0,01	R	Phase A reactive energy (x0.01kVARh)		
lav PA	0x0825	2085	H16	x 0,1	R	Phase A average current (x0.1A)		
THD PA	0x0826	2086	H16	1	R	Phase A average current THD (%)		
Wh PB	0x0827	2087	H16	x 0,01	R	Phase B active energy (x0.01kWh)	PHASE B	
Wmax PB	0x0828	2088	H16	x 0,1	R	Phase B max active power (x0.1kW)		
VARh PB	0x0829	2089	H16	x 0,01	R	Phase B reactive energy (x0.01kVARh)		
lav PB	0x082A	2090	H16	x 0,1	R	Phase B average current (x0.1A)	PHASE C	
THD PB	0x082B	2091	H16	1	R	Phase B average current THD (%)		
Wh PC	0x082C	2092	H16	x 0,01	R	Phase C active energy (x0.01kWh)		
Wmax PC	0x082D	2093	H16	x 0,1	R	Phase C max active power (x0.1kW)	PHASE C	
VARh PC	0x082E	2094	H16	x 0,01	R	Phase C reactive energy (x0.01kVARh)		
lav PC	0x082F	2095	H16	x 0,1	R	Phase C average current (x0.1A)		
THD PC	0x0830	2096	H16	1	R	Phase C average current THD (%)		
RECORDING AREA ENERGY36 N° 5								
Serial Number 1	0x0831	2097	H64		R	Serial number (64 bits)	INFORM ATION	
Serial Number 2	0x0832	2098						
Serial Number 3	0x0833	2099						NB : Serial Number 1 = Low weight

Serial Number 4	0x0834	2100				Serial Number 4 = Strong weight		
DateRec Low	0x0835	2101	H48		R	Year - Month	Recording date	
DateRec Med	0x0836	2102						Day - Hour
DateRec High	0x0837	2103						Minute - Seconde
Date Low	0x0838	2104	H48		R/W	Year - Month	Date	
Date Med	0x0839	2105						Day - Hour
Date High	0x083A	2106						Minute - Seconde
Version/Type	0x083B	2107	H16		R	Software version + System type		
New+Time MB	0x083C	2108	H16		R	New recording + Remaining time		
Time Record	0x083D	2109	H16		R	time before next registration (sec)		
ChanList	0x083E	2110	H16		R	1 bit for a MEASUREMENT BOARD (connected MEASUREMENT BOARD = 1)		
Switch	0x083F	2111	H16		R	N° MB + RF_ONOFF + RF_EN + RF_MS + RF_GROUP		
AN	0x0840	2112	H16		R	Analogic input rating		
Temperature	0x0841	2113	H16		R	Inner temperature (°C)		
Pulse IN	0x0842	2114	H16		R	TOR input status 1 (bit 0) - 2 (bit 1) - 3 (bit 2) - 4 (bit 3)		
Pulse 1 Low	0x0843	2115	H16		R	Impulsive meter 1		
Pulse 2 Low	0x0844	2116	H16		R	Impulsive meter 2		
Pulse 3 Low	0x0845	2117	H16		R	Impulsive meter 3		
Pulse 4 Low	0x0846	2118	H16		R	Impulsive meter 4		
Period Record	0x0847	2119	H16		R/W	time before next registration (sec)		
TORout	0x0848	2120	H16		R/W	1 bit for a MEASUREMENT BOARD (connected MEASUREMENT BOARD = 1)		
Common recorded data to the 12 measurement board (VOLTAGE / FREQUENCY / MICRO CUT)								
Network	0x0849	2121	H16		R	Kind of network : Mono/Tri		
Freq	0x084A	2122	H16	x 0,1	R	Network frequency (Hz)		
Vav 3P	0x084B	2123	H16	x 0,1	R	Triphase average voltage (x0.1V)		
Vmin 3P	0x084C	2124	H16	x 0,1	R	Triphase min voltage (x0.1V)		
Vmax 3P	0x084D	2125	H16	x 0,1	R	Triphase max voltage (x0.1V)		
MCcnt 3P	0x084E	2126	H16	1	R	Triphase microcut meter		
Vav PA	0x084F	2127	H16	x 0,1	R	Phase A average voltage (x0.1V)		
Vmin PA	0x0850	2128	H16	x 0,1	R	Phase A min voltage (x0.1V)		
Vmax PA	0x0851	2129	H16	x 0,1	R	Phase A max voltage (x0.1V)		
MCcnt PA	0x0852	2130	H16	1	R	Phase A microcut meter		
Vav PB	0x0853	2131	H16	x 0,1	R	Phase B average voltage (x0.1V)		
Vmin PB	0x0854	2132	H16	x 0,1	R	Phase B min voltage (x0.1V)		
Vmax PB	0x0855	2133	H16	x 0,1	R	Phase B max voltage (x0.1V)		
MCcnt PB	0x0856	2134	H16	1	R	Phase B microcut meter		
Vav PC	0x0857	2135	H16	x 0,1	R	Phase C average voltage (x0.1V)		
Vmin PC	0x0858	2136	H16	x 0,1	R	Phase C min voltage (x0.1V)		
Vmax PC	0x0859	2137	H16	x 0,1	R	Phase C max voltage (x0.1V)		
MCcnt PC	0x085A	2138	H16	1	R	Phase C microcut meter		
	0x085B	2139						
	0x085C	2140						
	0x085D	2141						
	0x085E	2142						
	0x085F	2143						
	0x0860	2144						
Recorded data for each measurement board(ENERGY/POWER/COS Phi/TAN Phi/CURRENT/THD)								
MEASUREMENT BOARD N° 1								
Config	0x0861	2145	H16		R	CT configuration (Please, observe the board)		
Wh 3P	0x0862	2146	H16	x 0,01	R	Triphase active energy (x0.01kWh)		
Wmax 3P	0x0863	2147	H16	x 0,1	R	Triphase max active power (x0.1kW)		
VARh 3P	0x0864	2148	H16	x 0,01	R	Triphase reactive energy (x0.01kVARh)		
VAh 3P	0x0865	2149	H16	x 0,01	R	Triphase apparent energy (x0.01kVAh)		
CosPhi 3P	0x0866	2150	H16	1	R	Triphase Cos Phi (%)		
TanPhi 3P	0x0867	2151	H16	1	R	Triphase Tan Phi (%)		
Iav 3P	0x0868	2152	H16	x 0,1	R	Triphase average current (x0.1A)		
THD 3P	0x0869	2153	H16	1	R	Triphase average current THD (%)		
Wh PA	0x086A	2154	H16	x 0,01	R	Phase A active energy (x0.01kWh)		
Wmax PA	0x086B	2155	H16	x 0,1	R	Phase A max active power (x0.1kW)		
VARh PA	0x086C	2156	H16	x 0,01	R	Phase A reactive energy (x0.01kVARh)		
Iav PA	0x086D	2157	H16	x 0,1	R	Phase A average current (x0.1A)		
THD PA	0x086E	2158	H16	1	R	Phase A average current THD (%)		
Wh PB	0x086F	2159	H16	x 0,01	R	Phase B active energy (x0.01kWh)		
Wmax PB	0x0870	2160	H16	x 0,1	R	Phase B max active power (x0.1kW)		
VARh PB	0x0871	2161	H16	x 0,01	R	Phase B reactive energy (x0.01kVARh)		
Iav PB	0x0872	2162	H16	x 0,1	R	Phase B average current (x0.1A)		
THD PB	0x0873	2163	H16	1	R	Phase B average current THD (%)		
Wh PC	0x0874	2164	H16	x 0,01	R	Phase C active energy (x0.01kWh)		
Wmax PC	0x0875	2165	H16	x 0,1	R	Phase C max active power (x0.1kW)		
VARh PC	0x0876	2166	H16	x 0,01	R	Phase C reactive energy (x0.01kVARh)		
Iav PC	0x0877	2167	H16	x 0,1	R	Phase C average current (x0.1A)		
THD PC	0x0878	2168	H16	1	R	Phase C average current THD (%)		
MEASUREMENT BOARD N° 2								
Config	0x0879	2169	H16		R	CT configuration (Please, observe the board)		
Wh 3P	0x087A	2170	H16	x 0,01	R	Triphase active energy (x0.01kWh)		

Wmax 3P	0x087B	2171	H16	x 0,1	R	Triphase max active power (x0.1kW)	PHASE A
VARh 3P	0x087C	2172	H16	x 0,01	R	Triphase reactive energy (x0.01kVARh)	
VAh 3P	0x087D	2173	H16	x 0,01	R	Triphase apparent energy (x0.01kVAh)	
CosPhi 3P	0x087E	2174	H16	1	R	Triphase Cos Phi (%)	
TanPhi 3P	0x087F	2175	H16	1	R	Triphase Tan Phi (%)	
Iav 3P	0x0880	2176	H16	x 0,1	R	Triphase average current (x0.1A)	
THD 3P	0x0881	2177	H16	1	R	Triphase average current THD (%)	
Wh PA	0x0882	2178	H16	x 0,01	R	Phase A active energy (x0.01kWh)	
Wmax PA	0x0883	2179	H16	x 0,1	R	Phase A max active power (x0.1kW)	
VARh PA	0x0884	2180	H16	x 0,01	R	Phase A reactive energy (x0.01kVARh)	
Iav PA	0x0885	2181	H16	x 0,1	R	Phase A average current (x0.1A)	
THD PA	0x0886	2182	H16	1	R	Phase A average current THD (%)	
Wh PB	0x0887	2183	H16	x 0,01	R	Phase B active energy (x0.01kWh)	
Wmax PB	0x0888	2184	H16	x 0,1	R	Phase B max active power (x0.1kW)	
VARh PB	0x0889	2185	H16	x 0,01	R	Phase B reactive energy (x0.01kVARh)	
Iav PB	0x088A	2186	H16	x 0,1	R	Phase B average current (x0.1A)	
THD PB	0x088B	2187	H16	1	R	Phase B average current THD (%)	
Wh PC	0x088C	2188	H16	x 0,01	R	Phase C active energy (x0.01kWh)	
Wmax PC	0x088D	2189	H16	x 0,1	R	Phase C max active power (x0.1kW)	
VARh PC	0x088E	2190	H16	x 0,01	R	Phase C reactive energy (x0.01kVARh)	
Iav PC	0x088F	2191	H16	x 0,1	R	Phase C average current (x0.1A)	
THD PC	0x0890	2192	H16	1	R	Phase C average current THD (%)	
MEASUREMENT BOARD N° 3							
Config	0x0891	2193	H16		R	CT configuration (Please, observe the board)	TRIPHASE
Wh 3P	0x0892	2194	H16	x 0,01	R	Triphase active energy (x0.01kWh)	
Wmax 3P	0x0893	2195	H16	x 0,1	R	Triphase max active power (x0.1kW)	
VARh 3P	0x0894	2196	H16	x 0,01	R	Triphase reactive energy (x0.01kVARh)	
VAh 3P	0x0895	2197	H16	x 0,01	R	Triphase apparent energy (x0.01kVAh)	
CosPhi 3P	0x0896	2198	H16	1	R	Triphase Cos Phi (%)	
TanPhi 3P	0x0897	2199	H16	1	R	Triphase Tan Phi (%)	
Iav 3P	0x0898	2200	H16	x 0,1	R	Triphase average current (x0.1A)	
THD 3P	0x0899	2201	H16	1	R	Triphase average current THD (%)	
Wh PA	0x089A	2202	H16	x 0,01	R	Phase A active energy (x0.01kWh)	
Wmax PA	0x089B	2203	H16	x 0,1	R	Phase A max active power (x0.1kW)	
VARh PA	0x089C	2204	H16	x 0,01	R	Phase A reactive energy (x0.01kVARh)	
Iav PA	0x089D	2205	H16	x 0,1	R	Phase A average current (x0.1A)	
THD PA	0x089E	2206	H16	1	R	Phase A average current THD (%)	
Wh PB	0x089F	2207	H16	x 0,01	R	Phase B active energy (x0.01kWh)	
Wmax PB	0x08A0	2208	H16	x 0,1	R	Phase B max active power (x0.1kW)	
VARh PB	0x08A1	2209	H16	x 0,01	R	Phase B reactive energy (x0.01kVARh)	
Iav PB	0x08A2	2210	H16	x 0,1	R	Phase B average current (x0.1A)	
THD PB	0x08A3	2211	H16	1	R	Phase B average current THD (%)	
Wh PC	0x08A4	2212	H16	x 0,01	R	Phase C active energy (x0.01kWh)	
Wmax PC	0x08A5	2213	H16	x 0,1	R	Phase C max active power (x0.1kW)	
VARh PC	0x08A6	2214	H16	x 0,01	R	Phase C reactive energy (x0.01kVARh)	
Iav PC	0x08A7	2215	H16	x 0,1	R	Phase C average current (x0.1A)	
THD PC	0x08A8	2216	H16	1	R	Phase C average current THD (%)	
MEASUREMENT BOARD N° 4							
Config	0x08A9	2217	H16		R	CT configuration (Please, observe the board)	TRIPHASE
Wh 3P	0x08AA	2218	H16	x 0,01	R	Triphase active energy (x0.01kWh)	
Wmax 3P	0x08AB	2219	H16	x 0,1	R	Triphase max active power (x0.1kW)	
VARh 3P	0x08AC	2220	H16	x 0,01	R	Triphase reactive energy (x0.01kVARh)	
VAh 3P	0x08AD	2221	H16	x 0,01	R	Triphase apparent energy (x0.01kVAh)	
CosPhi 3P	0x08AE	2222	H16	1	R	Triphase Cos Phi (%)	
TanPhi 3P	0x08AF	2223	H16	1	R	Triphase Tan Phi (%)	
Iav 3P	0x08B0	2224	H16	x 0,1	R	Triphase average current (x0.1A)	
THD 3P	0x08B1	2225	H16	1	R	Triphase average current THD (%)	
Wh PA	0x08B2	2226	H16	x 0,01	R	Phase A active energy (x0.01kWh)	
Wmax PA	0x08B3	2227	H16	x 0,1	R	Phase A max active power (x0.1kW)	
VARh PA	0x08B4	2228	H16	x 0,01	R	Phase A reactive energy (x0.01kVARh)	
Iav PA	0x08B5	2229	H16	x 0,1	R	Phase A average current (x0.1A)	
THD PA	0x08B6	2230	H16	1	R	Phase A average current THD (%)	
Wh PB	0x08B7	2231	H16	x 0,01	R	Phase B active energy (x0.01kWh)	
Wmax PB	0x08B8	2232	H16	x 0,1	R	Phase B max active power (x0.1kW)	
VARh PB	0x08B9	2233	H16	x 0,01	R	Phase B reactive energy (x0.01kVARh)	
Iav PB	0x08BA	2234	H16	x 0,1	R	Phase B average current (x0.1A)	
THD PB	0x08BB	2235	H16	1	R	Phase B average current THD (%)	
Wh PC	0x08BC	2236	H16	x 0,01	R	Phase C active energy (x0.01kWh)	
Wmax PC	0x08BD	2237	H16	x 0,1	R	Phase C max active power (x0.1kW)	
VARh PC	0x08BE	2238	H16	x 0,01	R	Phase C reactive energy (x0.01kVARh)	
Iav PC	0x08BF	2239	H16	x 0,1	R	Phase C average current (x0.1A)	
THD PC	0x08C0	2240	H16	1	R	Phase C average current THD (%)	
MEASUREMENT BOARD N° 5							
Config	0x08C1	2241	H16		R	CT configuration (Please, observe the board)	IP
Wh 3P	0x08C2	2242	H16	x 0,01	R	Triphase active energy (x0.01kWh)	

Wmax 3P	0x08C3	2243	H16	x 0,1	R	Triphase max active power (x0.1kW)	PHASE A
VARh 3P	0x08C4	2244	H16	x 0,01	R	Triphase reactive energy (x0.01kVARh)	
VAh 3P	0x08C5	2245	H16	x 0,01	R	Triphase apparent energy (x0.01kVAh)	
CosPhi 3P	0x08C6	2246	H16	1	R	Triphase Cos Phi (%)	
TanPhi 3P	0x08C7	2247	H16	1	R	Triphase Tan Phi (%)	
Iav 3P	0x08C8	2248	H16	x 0,1	R	Triphase average current (x0.1A)	
THD 3P	0x08C9	2249	H16	1	R	Triphase average current THD (%)	
Wh PA	0x08CA	2250	H16	x 0,01	R	Phase A active energy (x0.01kWh)	
Wmax PA	0x08CB	2251	H16	x 0,1	R	Phase A max active power (x0.1kW)	
VARh PA	0x08CC	2252	H16	x 0,01	R	Phase A reactive energy (x0.01kVARh)	
Iav PA	0x08CD	2253	H16	x 0,1	R	Phase A average current (x0.1A)	
THD PA	0x08CE	2254	H16	1	R	Phase A average current THD (%)	
Wh PB	0x08CF	2255	H16	x 0,01	R	Phase B active energy (x0.01kWh)	
Wmax PB	0x08D0	2256	H16	x 0,1	R	Phase B max active power (x0.1kW)	
VARh PB	0x08D1	2257	H16	x 0,01	R	Phase B reactive energy (x0.01kVARh)	
Iav PB	0x08D2	2258	H16	x 0,1	R	Phase B average current (x0.1A)	
THD PB	0x08D3	2259	H16	1	R	Phase B average current THD (%)	
Wh PC	0x08D4	2260	H16	x 0,01	R	Phase C active energy (x0.01kWh)	
Wmax PC	0x08D5	2261	H16	x 0,1	R	Phase C max active power (x0.1kW)	
VARh PC	0x08D6	2262	H16	x 0,01	R	Phase C reactive energy (x0.01kVARh)	
Iav PC	0x08D7	2263	H16	x 0,1	R	Phase C average current (x0.1A)	
THD PC	0x08D8	2264	H16	1	R	Phase C average current THD (%)	
MEASUREMENT BOARD N° 6							
Config	0x08D9	2265	H16		R	CT configuration (Please, observe the board)	TRIPHASE
Wh 3P	0x08DA	2266	H16	x 0,01	R	Triphase active energy (x0.01kWh)	
Wmax 3P	0x08DB	2267	H16	x 0,1	R	Triphase max active power (x0.1kW)	
VARh 3P	0x08DC	2268	H16	x 0,01	R	Triphase reactive energy (x0.01kVARh)	
VAh 3P	0x08DD	2269	H16	x 0,01	R	Triphase apparent energy (x0.01kVAh)	
CosPhi 3P	0x08DE	2270	H16	1	R	Triphase Cos Phi (%)	
TanPhi 3P	0x08DF	2271	H16	1	R	Triphase Tan Phi (%)	
Iav 3P	0x08E0	2272	H16	x 0,1	R	Triphase average current (x0.1A)	
THD 3P	0x08E1	2273	H16	1	R	Triphase average current THD (%)	
Wh PA	0x08E2	2274	H16	x 0,01	R	Phase A active energy (x0.01kWh)	
Wmax PA	0x08E3	2275	H16	x 0,1	R	Phase A max active power (x0.1kW)	
VARh PA	0x08E4	2276	H16	x 0,01	R	Phase A reactive energy (x0.01kVARh)	
Iav PA	0x08E5	2277	H16	x 0,1	R	Phase A average current (x0.1A)	
THD PA	0x08E6	2278	H16	1	R	Phase A average current THD (%)	
Wh PB	0x08E7	2279	H16	x 0,01	R	Phase B active energy (x0.01kWh)	
Wmax PB	0x08E8	2280	H16	x 0,1	R	Phase B max active power (x0.1kW)	
VARh PB	0x08E9	2281	H16	x 0,01	R	Phase B reactive energy (x0.01kVARh)	
Iav PB	0x08EA	2282	H16	x 0,1	R	Phase B average current (x0.1A)	
THD PB	0x08EB	2283	H16	1	R	Phase B average current THD (%)	
Wh PC	0x08EC	2284	H16	x 0,01	R	Phase C active energy (x0.01kWh)	
Wmax PC	0x08ED	2285	H16	x 0,1	R	Phase C max active power (x0.1kW)	
VARh PC	0x08EE	2286	H16	x 0,01	R	Phase C reactive energy (x0.01kVARh)	
Iav PC	0x08EF	2287	H16	x 0,1	R	Phase C average current (x0.1A)	
THD PC	0x08F0	2288	H16	1	R	Phase C average current THD (%)	
MEASUREMENT BOARD N° 7							
Config	0x08F1	2289	H16		R	CT configuration (Please, observe the board)	TRIPHASE
Wh 3P	0x08F2	2290	H16	x 0,01	R	Triphase active energy (x0.01kWh)	
Wmax 3P	0x08F3	2291	H16	x 0,1	R	Triphase max active power (x0.1kW)	
VARh 3P	0x08F4	2292	H16	x 0,01	R	Triphase reactive energy (x0.01kVARh)	
VAh 3P	0x08F5	2293	H16	x 0,01	R	Triphase apparent energy (x0.01kVAh)	
CosPhi 3P	0x08F6	2294	H16	1	R	Triphase Cos Phi (%)	
TanPhi 3P	0x08F7	2295	H16	1	R	Triphase Tan Phi (%)	
Iav 3P	0x08F8	2296	H16	x 0,1	R	Triphase average current (x0.1A)	
THD 3P	0x08F9	2297	H16	1	R	Triphase average current THD (%)	
Wh PA	0x08FA	2298	H16	x 0,01	R	Phase A active energy (x0.01kWh)	
Wmax PA	0x08FB	2299	H16	x 0,1	R	Phase A max active power (x0.1kW)	
VARh PA	0x08FC	2300	H16	x 0,01	R	Phase A reactive energy (x0.01kVARh)	
Iav PA	0x08FD	2301	H16	x 0,1	R	Phase A average current (x0.1A)	
THD PA	0x08FE	2302	H16	1	R	Phase A average current THD (%)	
Wh PB	0x08FF	2303	H16	x 0,01	R	Phase B active energy (x0.01kWh)	
Wmax PB	0x0900	2304	H16	x 0,1	R	Phase B max active power (x0.1kW)	
VARh PB	0x0901	2305	H16	x 0,01	R	Phase B reactive energy (x0.01kVARh)	
Iav PB	0x0902	2306	H16	x 0,1	R	Phase B average current (x0.1A)	
THD PB	0x0903	2307	H16	1	R	Phase B average current THD (%)	
Wh PC	0x0904	2308	H16	x 0,01	R	Phase C active energy (x0.01kWh)	
Wmax PC	0x0905	2309	H16	x 0,1	R	Phase C max active power (x0.1kW)	
VARh PC	0x0906	2310	H16	x 0,01	R	Phase C reactive energy (x0.01kVARh)	
Iav PC	0x0907	2311	H16	x 0,1	R	Phase C average current (x0.1A)	
THD PC	0x0908	2312	H16	1	R	Phase C average current THD (%)	
MEASUREMENT BOARD N° 8							
Config	0x0909	2313	H16		R	CT configuration (Please, observe the board)	IP
Wh 3P	0x090A	2314	H16	x 0,01	R	Triphase active energy (x0.01kWh)	

Wmax 3P	0x090B	2315	H16	x 0,1	R	Triphase max active power (x0.1kW)	
VARh 3P	0x090C	2316	H16	x 0,01	R	Triphase reactive energy (x0.01kVARh)	
VAh 3P	0x090D	2317	H16	x 0,01	R	Triphase apparent energy (x0.01kVAh)	
CosPhi 3P	0x090E	2318	H16	1	R	Triphase Cos Phi (%)	
TanPhi 3P	0x090F	2319	H16	1	R	Triphase Tan Phi (%)	
lav 3P	0x0910	2320	H16	x 0,1	R	Triphase average current (x0.1A)	
THD 3P	0x0911	2321	H16	1	R	Triphase average current THD (%)	
Wh PA	0x0912	2322	H16	x 0,01	R	Phase A active energy (x0.01kWh)	PHASE A
Wmax PA	0x0913	2323	H16	x 0,1	R	Phase A max active power (x0.1kW)	
VARh PA	0x0914	2324	H16	x 0,01	R	Phase A reactive energy (x0.01kVARh)	
lav PA	0x0915	2325	H16	x 0,1	R	Phase A average current (x0.1A)	
THD PA	0x0916	2326	H16	1	R	Phase A average current THD (%)	
Wh PB	0x0917	2327	H16	x 0,01	R	Phase B active energy (x0.01kWh)	PHASE B
Wmax PB	0x0918	2328	H16	x 0,1	R	Phase B max active power (x0.1kW)	
VARh PB	0x0919	2329	H16	x 0,01	R	Phase B reactive energy (x0.01kVARh)	
lav PB	0x091A	2330	H16	x 0,1	R	Phase B average current (x0.1A)	
THD PB	0x091B	2331	H16	1	R	Phase B average current THD (%)	
Wh PC	0x091C	2332	H16	x 0,01	R	Phase C active energy (x0.01kWh)	PHASE C
Wmax PC	0x091D	2333	H16	x 0,1	R	Phase C max active power (x0.1kW)	
VARh PC	0x091E	2334	H16	x 0,01	R	Phase C reactive energy (x0.01kVARh)	
lav PC	0x091F	2335	H16	x 0,1	R	Phase C average current (x0.1A)	
THD PC	0x0920	2336	H16	1	R	Phase C average current THD (%)	
MEASUREMENT BOARD N° 9							
Config	0x0921	2337	H16		R	CT configuration (Please, observe the board)	
Wh 3P	0x0922	2338	H16	x 0,01	R	Triphase active energy (x0.01kWh)	TRIPHASE
Wmax 3P	0x0923	2339	H16	x 0,1	R	Triphase max active power (x0.1kW)	
VARh 3P	0x0924	2340	H16	x 0,01	R	Triphase reactive energy (x0.01kVARh)	
VAh 3P	0x0925	2341	H16	x 0,01	R	Triphase apparent energy (x0.01kVAh)	
CosPhi 3P	0x0926	2342	H16	1	R	Triphase Cos Phi (%)	
TanPhi 3P	0x0927	2343	H16	1	R	Triphase Tan Phi (%)	
lav 3P	0x0928	2344	H16	x 0,1	R	Triphase average current (x0.1A)	
THD 3P	0x0929	2345	H16	1	R	Triphase average current THD (%)	
Wh PA	0x092A	2346	H16	x 0,01	R	Phase A active energy (x0.01kWh)	PHASE A
Wmax PA	0x092B	2347	H16	x 0,1	R	Phase A max active power (x0.1kW)	
VARh PA	0x092C	2348	H16	x 0,01	R	Phase A reactive energy (x0.01kVARh)	
lav PA	0x092D	2349	H16	x 0,1	R	Phase A average current (x0.1A)	
THD PA	0x092E	2350	H16	1	R	Phase A average current THD (%)	
Wh PB	0x092F	2351	H16	x 0,01	R	Phase B active energy (x0.01kWh)	PHASE B
Wmax PB	0x0930	2352	H16	x 0,1	R	Phase B max active power (x0.1kW)	
VARh PB	0x0931	2353	H16	x 0,01	R	Phase B reactive energy (x0.01kVARh)	
lav PB	0x0932	2354	H16	x 0,1	R	Phase B average current (x0.1A)	
THD PB	0x0933	2355	H16	1	R	Phase B average current THD (%)	
Wh PC	0x0934	2356	H16	x 0,01	R	Phase C active energy (x0.01kWh)	PHASE C
Wmax PC	0x0935	2357	H16	x 0,1	R	Phase C max active power (x0.1kW)	
VARh PC	0x0936	2358	H16	x 0,01	R	Phase C reactive energy (x0.01kVARh)	
lav PC	0x0937	2359	H16	x 0,1	R	Phase C average current (x0.1A)	
THD PC	0x0938	2360	H16	1	R	Phase C average current THD (%)	
MEASUREMENT BOARD N° 10							
Config	0x0939	2361	H16		R	CT configuration (Please, observe the board)	
Wh 3P	0x093A	2362	H16	x 0,01	R	Triphase active energy (x0.01kWh)	TRIPHASE
Wmax 3P	0x093B	2363	H16	x 0,1	R	Triphase max active power (x0.1kW)	
VARh 3P	0x093C	2364	H16	x 0,01	R	Triphase reactive energy (x0.01kVARh)	
VAh 3P	0x093D	2365	H16	x 0,01	R	Triphase apparent energy (x0.01kVAh)	
CosPhi 3P	0x093E	2366	H16	1	R	Triphase Cos Phi (%)	
TanPhi 3P	0x093F	2367	H16	1	R	Triphase Tan Phi (%)	
lav 3P	0x0940	2368	H16	x 0,1	R	Triphase average current (x0.1A)	
THD 3P	0x0941	2369	H16	1	R	Triphase average current THD (%)	
Wh PA	0x0942	2370	H16	x 0,01	R	Phase A active energy (x0.01kWh)	PHASE A
Wmax PA	0x0943	2371	H16	x 0,1	R	Phase A max active power (x0.1kW)	
VARh PA	0x0944	2372	H16	x 0,01	R	Phase A reactive energy (x0.01kVARh)	
lav PA	0x0945	2373	H16	x 0,1	R	Phase A average current (x0.1A)	
THD PA	0x0946	2374	H16	1	R	Phase A average current THD (%)	
Wh PB	0x0947	2375	H16	x 0,01	R	Phase B active energy (x0.01kWh)	PHASE B
Wmax PB	0x0948	2376	H16	x 0,1	R	Phase B max active power (x0.1kW)	
VARh PB	0x0949	2377	H16	x 0,01	R	Phase B reactive energy (x0.01kVARh)	
lav PB	0x094A	2378	H16	x 0,1	R	Phase B average current (x0.1A)	
THD PB	0x094B	2379	H16	1	R	Phase B average current THD (%)	
Wh PC	0x094C	2380	H16	x 0,01	R	Phase C active energy (x0.01kWh)	PHASE C
Wmax PC	0x094D	2381	H16	x 0,1	R	Phase C max active power (x0.1kW)	
VARh PC	0x094E	2382	H16	x 0,01	R	Phase C reactive energy (x0.01kVARh)	
lav PC	0x094F	2383	H16	x 0,1	R	Phase C average current (x0.1A)	
THD PC	0x0950	2384	H16	1	R	Phase C average current THD (%)	
MEASUREMENT BOARD N° 11							
Config	0x0951	2385	H16		R	CT configuration (Please, observe the board)	
Wh 3P	0x0952	2386	H16	x 0,01	R	Triphase active energy (x0.01kWh)	HA

Wmax 3P	0x0953	2387	H16	x 0,1	R	Triphase max active power (x0.1kW)	PHASE A
VARh 3P	0x0954	2388	H16	x 0,01	R	Triphase reactive energy (x0.01kVARh)	
VAh 3P	0x0955	2389	H16	x 0,01	R	Triphase apparent energy (x0.01kVAh)	
CosPhi 3P	0x0956	2390	H16	1	R	Triphase Cos Phi (%)	
TanPhi 3P	0x0957	2391	H16	1	R	Triphase Tan Phi (%)	
Iav 3P	0x0958	2392	H16	x 0,1	R	Triphase average current (x0.1A)	
THD 3P	0x0959	2393	H16	1	R	Triphase average current THD (%)	
Wh PA	0x095A	2394	H16	x 0,01	R	Phase A active energy (x0.01kWh)	
Wmax PA	0x095B	2395	H16	x 0,1	R	Phase A max active power (x0.1kW)	
VARh PA	0x095C	2396	H16	x 0,01	R	Phase A reactive energy (x0.01kVARh)	
Iav PA	0x095D	2397	H16	x 0,1	R	Phase A average current (x0.1A)	
THD PA	0x095E	2398	H16	1	R	Phase A average current THD (%)	
Wh PB	0x095F	2399	H16	x 0,01	R	Phase B active energy (x0.01kWh)	
Wmax PB	0x0960	2400	H16	x 0,1	R	Phase B max active power (x0.1kW)	
VARh PB	0x0961	2401	H16	x 0,01	R	Phase B reactive energy (x0.01kVARh)	
Iav PB	0x0962	2402	H16	x 0,1	R	Phase B average current (x0.1A)	
THD PB	0x0963	2403	H16	1	R	Phase B average current THD (%)	
Wh PC	0x0964	2404	H16	x 0,01	R	Phase C active energy (x0.01kWh)	
Wmax PC	0x0965	2405	H16	x 0,1	R	Phase C max active power (x0.1kW)	
VARh PC	0x0966	2406	H16	x 0,01	R	Phase C reactive energy (x0.01kVARh)	
Iav PC	0x0967	2407	H16	x 0,1	R	Phase C average current (x0.1A)	
THD PC	0x0968	2408	H16	1	R	Phase C average current THD (%)	
MEASUREMENT BOARD N° 12							
Config	0x0969	2409	H16		R	CT configuration (Please, observe the board)	TRI-PHASE
Wh 3P	0x096A	2410	H16	x 0,01	R	Triphase active energy (x0.01kWh)	
Wmax 3P	0x096B	2411	H16	x 0,1	R	Triphase max active power (x0.1kW)	
VARh 3P	0x096C	2412	H16	x 0,01	R	Triphase reactive energy (x0.01kVARh)	
VAh 3P	0x096D	2413	H16	x 0,01	R	Triphase apparent energy (x0.01kVAh)	
CosPhi 3P	0x096E	2414	H16	1	R	Triphase Cos Phi (%)	
TanPhi 3P	0x096F	2415	H16	1	R	Triphase Tan Phi (%)	
Iav 3P	0x0970	2416	H16	x 0,1	R	Triphase average current (x0.1A)	
THD 3P	0x0971	2417	H16	1	R	Triphase average current THD (%)	
Wh PA	0x0972	2418	H16	x 0,01	R	Phase A active energy (x0.01kWh)	
Wmax PA	0x0973	2419	H16	x 0,1	R	Phase A max active power (x0.1kW)	
VARh PA	0x0974	2420	H16	x 0,01	R	Phase A reactive energy (x0.01kVARh)	
Iav PA	0x0975	2421	H16	x 0,1	R	Phase A average current (x0.1A)	
THD PA	0x0976	2422	H16	1	R	Phase A average current THD (%)	
Wh PB	0x0977	2423	H16	x 0,01	R	Phase B active energy (x0.01kWh)	
Wmax PB	0x0978	2424	H16	x 0,1	R	Phase B max active power (x0.1kW)	
VARh PB	0x0979	2425	H16	x 0,01	R	Phase B reactive energy (x0.01kVARh)	
Iav PB	0x097A	2426	H16	x 0,1	R	Phase B average current (x0.1A)	
THD PB	0x097B	2427	H16	1	R	Phase B average current THD (%)	
Wh PC	0x097C	2428	H16	x 0,01	R	Phase C active energy (x0.01kWh)	
Wmax PC	0x097D	2429	H16	x 0,1	R	Phase C max active power (x0.1kW)	
VARh PC	0x097E	2430	H16	x 0,01	R	Phase C reactive energy (x0.01kVARh)	
Iav PC	0x097F	2431	H16	x 0,1	R	Phase C average current (x0.1A)	
THD PC	0x0980	2432	H16	1	R	Phase C average current THD (%)	
RECORDING AREA ENERGY36 N° 6							
Serial Number 1	0x0981	2433	H64		R	Serial number (64 bits)	INFORMATION
Serial Number 2	0x0982	2434				NB : Serial Number 1 = Low weight	
Serial Number 3	0x0983	2435				Serial Number 4 = Strong weight	
Serial Number 4	0x0984	2436					
DateRec Low	0x0985	2437	H48		R	Year - Month	
DateRec Med	0x0986	2438				Day - Hour Recording date	
DateRec High	0x0987	2439				Minute - Seconde	
Date Low	0x0988	2440	H48		R/W	Year - Month	
Date Med	0x0989	2441				Day - Hour Date	
Date High	0x098A	2442				Minute - Seconde	
Version/Type	0x098B	2443	H16		R	Software version + System type	
New+Time MB	0x098C	2444	H16		R	New recording + Remaining time	
Time Record	0x098D	2445	H16		R	time before next registration (sec)	
ChanList	0x098E	2446	H16		R	1 bit for a MEASUREMENT BOARD (connected MEASUREMENT BOARD = 1)	
Switch	0x098F	2447	H16		R	N° MB + RF_ONOFF + RF_EN + RF_MS + RF_GROUP	
AN	0x0990	2448	H16		R	Analogic input rating	
Temperature	0x0991	2449	H16		R	Inner temperature (°C)	
Pulse IN	0x0992	2450	H16		R	TOR input status 1 (bit 0) - 2 (bit 1) - 3 (bit 2) - 4 (bit 3)	
Pulse 1 Low	0x0993	2451	H16		R	Impulsive meter 1	
Pulse 2 Low	0x0994	2452	H16		R	Impulsive meter 2	
Pulse 3 Low	0x0995	2453	H16		R	Impulsive meter 3	
Pulse 4 Low	0x0996	2454	H16		R	Impulsive meter 4	
Period Record	0x0997	2455	H16		R/W	time before next registration (sec)	
TORout	0x0998	2456	H16		R/W	1 bit for a MEASUREMENT BOARD (connected MEASUREMENT BOARD = 1)	
Common recorded data to the 12 measurement board (VOLTAGE / FREQUENCY / MICROCUT)							
Network	0x0999	2457	H16		R	Kind of network : Mono/Tri	
Freq	0x099A	2458	H16	x 0,1	R	Network frequency (Hz)	

Vav 3P	0x099B	2459	H16	x 0,1	R	Triphase average voltage (x0.1V)	TRIPHASE
Vmin 3P	0x099C	2460	H16	x 0,1	R	Triphase min voltage (x0.1V)	
Vmax 3P	0x099D	2461	H16	x 0,1	R	Triphase max voltage (x0.1V)	
MCcnt 3P	0x099E	2462	H16	1	R	Triphase microcut meter	PHASE A
Vav PA	0x099F	2463	H16	x 0,1	R	Phase A average voltage (x0.1V)	
Vmin PA	0x09A0	2464	H16	x 0,1	R	Phase A min voltage (x0.1V)	
Vmax PA	0x09A1	2465	H16	x 0,1	R	Phase A max voltage (x0.1V)	PHASE B
MCcnt PA	0x09A2	2466	H16	1	R	Phase A microcut meter	
Vav PB	0x09A3	2467	H16	x 0,1	R	Phase B average voltage (x0.1V)	
Vmin PB	0x09A4	2468	H16	x 0,1	R	Phase B min voltage (x0.1V)	PHASE C
Vmax PB	0x09A5	2469	H16	x 0,1	R	Phase B max voltage (x0.1V)	
MCcnt PB	0x09A6	2470	H16	1	R	Phase B microcut meter	
Vav PC	0x09A7	2471	H16	x 0,1	R	Phase C average voltage (x0.1V)	
Vmin PC	0x09A8	2472	H16	x 0,1	R	Phase C min voltage (x0.1V)	
Vmax PC	0x09A9	2473	H16	x 0,1	R	Phase C max voltage (x0.1V)	
MCcnt PC	0x09AA	2474	H16	1	R	Phase C microcut meter	
	0x09AB	2475					
	0x09AC	2476					
	0x09AD	2477					
	0x09AE	2478					
	0x09AF	2479					
	0x09B0	2480					
Recorded data for each measurement board(ENERGY/POWER/COS Phi/TAN Phi/CURRENT/THD)							
MEASUREMENT BOARD N° 1							
Config	0x09B1	2481	H16		R	CT configuration (Please, observe the board)	
Wh 3P	0x09B2	2482	H16	x 0,01	R	Triphase active energy (x0.01kWh)	TRIPHASE
Wmax 3P	0x09B3	2483	H16	x 0,1	R	Triphase max active power (x0.1kW)	
VARh 3P	0x09B4	2484	H16	x 0,01	R	Triphase reactive energy (x0.01kVARh)	
VAh 3P	0x09B5	2485	H16	x 0,01	R	Triphase apparent energy (x0.01kVAh)	PHASE A
CosPhi 3P	0x09B6	2486	H16	1	R	Triphase Cos Phi (%)	
TanPhi 3P	0x09B7	2487	H16	1	R	Triphase Tan Phi (%)	
Iav 3P	0x09B8	2488	H16	x 0,1	R	Triphase average current (x0.1A)	PHASE B
THD 3P	0x09B9	2489	H16	1	R	Triphase average current THD (%)	
Wh PA	0x09BA	2490	H16	x 0,01	R	Phase A active energy (x0.01kWh)	
Wmax PA	0x09BB	2491	H16	x 0,1	R	Phase A max active power (x0.1kW)	PHASE C
VARh PA	0x09BC	2492	H16	x 0,01	R	Phase A reactive energy (x0.01kVARh)	
Iav PA	0x09BD	2493	H16	x 0,1	R	Phase A average current (x0.1A)	
THD PA	0x09BE	2494	H16	1	R	Phase A average current THD (%)	
Wh PB	0x09BF	2495	H16	x 0,01	R	Phase B active energy (x0.01kWh)	PHASE C
Wmax PB	0x09C0	2496	H16	x 0,1	R	Phase B max active power (x0.1kW)	
VARh PB	0x09C1	2497	H16	x 0,01	R	Phase B reactive energy (x0.01kVARh)	
Iav PB	0x09C2	2498	H16	x 0,1	R	Phase B average current (x0.1A)	
THD PB	0x09C3	2499	H16	1	R	Phase B average current THD (%)	
Wh PC	0x09C4	2500	H16	x 0,01	R	Phase C active energy (x0.01kWh)	PHASE C
Wmax PC	0x09C5	2501	H16	x 0,1	R	Phase C max active power (x0.1kW)	
VARh PC	0x09C6	2502	H16	x 0,01	R	Phase C reactive energy (x0.01kVARh)	
Iav PC	0x09C7	2503	H16	x 0,1	R	Phase C average current (x0.1A)	
THD PC	0x09C8	2504	H16	1	R	Phase C average current THD (%)	
MEASUREMENT BOARD N° 2							
Config	0x09C9	2505	H16		R	CT configuration (Please, observe the board)	
Wh 3P	0x09CA	2506	H16	x 0,01	R	Triphase active energy (x0.01kWh)	TRIPHASE
Wmax 3P	0x09CB	2507	H16	x 0,1	R	Triphase max active power (x0.1kW)	
VARh 3P	0x09CC	2508	H16	x 0,01	R	Triphase reactive energy (x0.01kVARh)	
VAh 3P	0x09CD	2509	H16	x 0,01	R	Triphase apparent energy (x0.01kVAh)	PHASE A
CosPhi 3P	0x09CE	2510	H16	1	R	Triphase Cos Phi (%)	
TanPhi 3P	0x09CF	2511	H16	1	R	Triphase Tan Phi (%)	
Iav 3P	0x09D0	2512	H16	x 0,1	R	Triphase average current (x0.1A)	PHASE B
THD 3P	0x09D1	2513	H16	1	R	Triphase average current THD (%)	
Wh PA	0x09D2	2514	H16	x 0,01	R	Phase A active energy (x0.01kWh)	
Wmax PA	0x09D3	2515	H16	x 0,1	R	Phase A max active power (x0.1kW)	PHASE C
VARh PA	0x09D4	2516	H16	x 0,01	R	Phase A reactive energy (x0.01kVARh)	
Iav PA	0x09D5	2517	H16	x 0,1	R	Phase A average current (x0.1A)	
THD PA	0x09D6	2518	H16	1	R	Phase A average current THD (%)	
Wh PB	0x09D7	2519	H16	x 0,01	R	Phase B active energy (x0.01kWh)	PHASE C
Wmax PB	0x09D8	2520	H16	x 0,1	R	Phase B max active power (x0.1kW)	
VARh PB	0x09D9	2521	H16	x 0,01	R	Phase B reactive energy (x0.01kVARh)	
Iav PB	0x09DA	2522	H16	x 0,1	R	Phase B average current (x0.1A)	
THD PB	0x09DB	2523	H16	1	R	Phase B average current THD (%)	
Wh PC	0x09DC	2524	H16	x 0,01	R	Phase C active energy (x0.01kWh)	PHASE C
Wmax PC	0x09DD	2525	H16	x 0,1	R	Phase C max active power (x0.1kW)	
VARh PC	0x09DE	2526	H16	x 0,01	R	Phase C reactive energy (x0.01kVARh)	
Iav PC	0x09DF	2527	H16	x 0,1	R	Phase C average current (x0.1A)	
THD PC	0x09E0	2528	H16	1	R	Phase C average current THD (%)	
MEASUREMENT BOARD N° 3							
Config	0x09E1	2529	H16		R	CT configuration (Please, observe the board)	

Wh 3P	0x09E2	2530	H16	x 0,01	R	Triphase active energy (x0.01kWh)	TRIPHASE
Wmax 3P	0x09E3	2531	H16	x 0,1	R	Triphase max active power (x0.1kW)	
VARh 3P	0x09E4	2532	H16	x 0,01	R	Triphase reactive energy (x0.01kVARh)	
VAh 3P	0x09E5	2533	H16	x 0,01	R	Triphase apparent energy (x0.01kVAh)	
CosPhi 3P	0x09E6	2534	H16	1	R	Triphase Cos Phi (%)	
TanPhi 3P	0x09E7	2535	H16	1	R	Triphase Tan Phi (%)	
Iav 3P	0x09E8	2536	H16	x 0,1	R	Triphase average current (x0.1A)	
THD 3P	0x09E9	2537	H16	1	R	Triphase average current THD (%)	
Wh PA	0x09EA	2538	H16	x 0,01	R	Phase A active energy (x0.01kWh)	
Wmax PA	0x09EB	2539	H16	x 0,1	R	Phase A max active power (x0.1kW)	
VARh PA	0x09EC	2540	H16	x 0,01	R	Phase A reactive energy (x0.01kVARh)	
Iav PA	0x09ED	2541	H16	x 0,1	R	Phase A average current (x0.1A)	
THD PA	0x09EE	2542	H16	1	R	Phase A average current THD (%)	PHASE B
Wh PB	0x09EF	2543	H16	x 0,01	R	Phase B active energy (x0.01kWh)	
Wmax PB	0x09F0	2544	H16	x 0,1	R	Phase B max active power (x0.1kW)	
VARh PB	0x09F1	2545	H16	x 0,01	R	Phase B reactive energy (x0.01kVARh)	
Iav PB	0x09F2	2546	H16	x 0,1	R	Phase B average current (x0.1A)	PHASE C
THD PB	0x09F3	2547	H16	1	R	Phase B average current THD (%)	
Wh PC	0x09F4	2548	H16	x 0,01	R	Phase C active energy (x0.01kWh)	
Wmax PC	0x09F5	2549	H16	x 0,1	R	Phase C max active power (x0.1kW)	
VARh PC	0x09F6	2550	H16	x 0,01	R	Phase C reactive energy (x0.01kVARh)	
Iav PC	0x09F7	2551	H16	x 0,1	R	Phase C average current (x0.1A)	
THD PC	0x09F8	2552	H16	1	R	Phase C average current THD (%)	
MEASUREMENT BOARD N° 4							
Config	0x09F9	2553	H16		R	CT configuration (Please, observe the board)	
Wh 3P	0x09FA	2554	H16	x 0,01	R	Triphase active energy (x0.01kWh)	TRIPHASE
Wmax 3P	0x09FB	2555	H16	x 0,1	R	Triphase max active power (x0.1kW)	
VARh 3P	0x09FC	2556	H16	x 0,01	R	Triphase reactive energy (x0.01kVARh)	
VAh 3P	0x09FD	2557	H16	x 0,01	R	Triphase apparent energy (x0.01kVAh)	
CosPhi 3P	0x09FE	2558	H16	1	R	Triphase Cos Phi (%)	
TanPhi 3P	0x09FF	2559	H16	1	R	Triphase Tan Phi (%)	
Iav 3P	0x0A00	2560	H16	x 0,1	R	Triphase average current (x0.1A)	
THD 3P	0x0A01	2561	H16	1	R	Triphase average current THD (%)	
Wh PA	0x0A02	2562	H16	x 0,01	R	Phase A active energy (x0.01kWh)	
Wmax PA	0x0A03	2563	H16	x 0,1	R	Phase A max active power (x0.1kW)	
VARh PA	0x0A04	2564	H16	x 0,01	R	Phase A reactive energy (x0.01kVARh)	
Iav PA	0x0A05	2565	H16	x 0,1	R	Phase A average current (x0.1A)	
THD PA	0x0A06	2566	H16	1	R	Phase A average current THD (%)	PHASE B
Wh PB	0x0A07	2567	H16	x 0,01	R	Phase B active energy (x0.01kWh)	
Wmax PB	0x0A08	2568	H16	x 0,1	R	Phase B max active power (x0.1kW)	
VARh PB	0x0A09	2569	H16	x 0,01	R	Phase B reactive energy (x0.01kVARh)	
Iav PB	0x0A0A	2570	H16	x 0,1	R	Phase B average current (x0.1A)	PHASE C
THD PB	0x0A0B	2571	H16	1	R	Phase B average current THD (%)	
Wh PC	0x0A0C	2572	H16	x 0,01	R	Phase C active energy (x0.01kWh)	
Wmax PC	0x0A0D	2573	H16	x 0,1	R	Phase C max active power (x0.1kW)	
VARh PC	0x0A0E	2574	H16	x 0,01	R	Phase C reactive energy (x0.01kVARh)	
Iav PC	0x0A0F	2575	H16	x 0,1	R	Phase C average current (x0.1A)	
THD PC	0x0A10	2576	H16	1	R	Phase C average current THD (%)	
MEASUREMENT BOARD N° 5							
Config	0x0A11	2577	H16		R	CT configuration (Please, observe the board)	
Wh 3P	0x0A12	2578	H16	x 0,01	R	Triphase active energy (x0.01kWh)	TRIPHASE
Wmax 3P	0x0A13	2579	H16	x 0,1	R	Triphase max active power (x0.1kW)	
VARh 3P	0x0A14	2580	H16	x 0,01	R	Triphase reactive energy (x0.01kVARh)	
VAh 3P	0x0A15	2581	H16	x 0,01	R	Triphase apparent energy (x0.01kVAh)	
CosPhi 3P	0x0A16	2582	H16	1	R	Triphase Cos Phi (%)	
TanPhi 3P	0x0A17	2583	H16	1	R	Triphase Tan Phi (%)	
Iav 3P	0x0A18	2584	H16	x 0,1	R	Triphase average current (x0.1A)	
THD 3P	0x0A19	2585	H16	1	R	Triphase average current THD (%)	
Wh PA	0x0A1A	2586	H16	x 0,01	R	Phase A active energy (x0.01kWh)	
Wmax PA	0x0A1B	2587	H16	x 0,1	R	Phase A max active power (x0.1kW)	
VARh PA	0x0A1C	2588	H16	x 0,01	R	Phase A reactive energy (x0.01kVARh)	
Iav PA	0x0A1D	2589	H16	x 0,1	R	Phase A average current (x0.1A)	
THD PA	0x0A1E	2590	H16	1	R	Phase A average current THD (%)	PHASE B
Wh PB	0x0A1F	2591	H16	x 0,01	R	Phase B active energy (x0.01kWh)	
Wmax PB	0x0A20	2592	H16	x 0,1	R	Phase B max active power (x0.1kW)	
VARh PB	0x0A21	2593	H16	x 0,01	R	Phase B reactive energy (x0.01kVARh)	
Iav PB	0x0A22	2594	H16	x 0,1	R	Phase B average current (x0.1A)	PHASE C
THD PB	0x0A23	2595	H16	1	R	Phase B average current THD (%)	
Wh PC	0x0A24	2596	H16	x 0,01	R	Phase C active energy (x0.01kWh)	
Wmax PC	0x0A25	2597	H16	x 0,1	R	Phase C max active power (x0.1kW)	
VARh PC	0x0A26	2598	H16	x 0,01	R	Phase C reactive energy (x0.01kVARh)	
Iav PC	0x0A27	2599	H16	x 0,1	R	Phase C average current (x0.1A)	
THD PC	0x0A28	2600	H16	1	R	Phase C average current THD (%)	
MEASUREMENT BOARD N° 6							
Config	0x0A29	2601	H16		R	CT configuration (Please, observe the board)	

Wh 3P	0x0A2A	2602	H16	x 0,01	R	Triphase active energy (x0.01kWh)	TRIPHASE
Wmax 3P	0x0A2B	2603	H16	x 0,1	R	Triphase max active power (x0.1kW)	
VARh 3P	0x0A2C	2604	H16	x 0,01	R	Triphase reactive energy (x0.01kVARh)	
VAh 3P	0x0A2D	2605	H16	x 0,01	R	Triphase apparent energy (x0.01kVAh)	
CosPhi 3P	0x0A2E	2606	H16	1	R	Triphase Cos Phi (%)	
TanPhi 3P	0x0A2F	2607	H16	1	R	Triphase Tan Phi (%)	
Iav 3P	0x0A30	2608	H16	x 0,1	R	Triphase average current (x0.1A)	
THD 3P	0x0A31	2609	H16	1	R	Triphase average current THD (%)	
Wh PA	0x0A32	2610	H16	x 0,01	R	Phase A active energy (x0.01kWh)	
Wmax PA	0x0A33	2611	H16	x 0,1	R	Phase A max active power (x0.1kW)	
VARh PA	0x0A34	2612	H16	x 0,01	R	Phase A reactive energy (x0.01kVARh)	
Iav PA	0x0A35	2613	H16	x 0,1	R	Phase A average current (x0.1A)	
THD PA	0x0A36	2614	H16	1	R	Phase A average current THD (%)	
Wh PB	0x0A37	2615	H16	x 0,01	R	Phase B active energy (x0.01kWh)	
Wmax PB	0x0A38	2616	H16	x 0,1	R	Phase B max active power (x0.1kW)	
VARh PB	0x0A39	2617	H16	x 0,01	R	Phase B reactive energy (x0.01kVARh)	
Iav PB	0x0A3A	2618	H16	x 0,1	R	Phase B average current (x0.1A)	
THD PB	0x0A3B	2619	H16	1	R	Phase B average current THD (%)	
Wh PC	0x0A3C	2620	H16	x 0,01	R	Phase C active energy (x0.01kWh)	
Wmax PC	0x0A3D	2621	H16	x 0,1	R	Phase C max active power (x0.1kW)	
VARh PC	0x0A3E	2622	H16	x 0,01	R	Phase C reactive energy (x0.01kVARh)	
Iav PC	0x0A3F	2623	H16	x 0,1	R	Phase C average current (x0.1A)	
THD PC	0x0A40	2624	H16	1	R	Phase C average current THD (%)	
MEASUREMENT BOARD N° 7							
Config	0x0A41	2625	H16		R	CT configuration (Please, observe the board)	
Wh 3P	0x0A42	2626	H16	x 0,01	R	Triphase active energy (x0.01kWh)	
Wmax 3P	0x0A43	2627	H16	x 0,1	R	Triphase max active power (x0.1kW)	
VARh 3P	0x0A44	2628	H16	x 0,01	R	Triphase reactive energy (x0.01kVARh)	
VAh 3P	0x0A45	2629	H16	x 0,01	R	Triphase apparent energy (x0.01kVAh)	
CosPhi 3P	0x0A46	2630	H16	1	R	Triphase Cos Phi (%)	
TanPhi 3P	0x0A47	2631	H16	1	R	Triphase Tan Phi (%)	
Iav 3P	0x0A48	2632	H16	x 0,1	R	Triphase average current (x0.1A)	
THD 3P	0x0A49	2633	H16	1	R	Triphase average current THD (%)	
Wh PA	0x0A4A	2634	H16	x 0,01	R	Phase A active energy (x0.01kWh)	
Wmax PA	0x0A4B	2635	H16	x 0,1	R	Phase A max active power (x0.1kW)	
VARh PA	0x0A4C	2636	H16	x 0,01	R	Phase A reactive energy (x0.01kVARh)	
Iav PA	0x0A4D	2637	H16	x 0,1	R	Phase A average current (x0.1A)	
THD PA	0x0A4E	2638	H16	1	R	Phase A average current THD (%)	
Wh PB	0x0A4F	2639	H16	x 0,01	R	Phase B active energy (x0.01kWh)	
Wmax PB	0x0A50	2640	H16	x 0,1	R	Phase B max active power (x0.1kW)	
VARh PB	0x0A51	2641	H16	x 0,01	R	Phase B reactive energy (x0.01kVARh)	
Iav PB	0x0A52	2642	H16	x 0,1	R	Phase B average current (x0.1A)	
THD PB	0x0A53	2643	H16	1	R	Phase B average current THD (%)	
Wh PC	0x0A54	2644	H16	x 0,01	R	Phase C active energy (x0.01kWh)	
Wmax PC	0x0A55	2645	H16	x 0,1	R	Phase C max active power (x0.1kW)	
VARh PC	0x0A56	2646	H16	x 0,01	R	Phase C reactive energy (x0.01kVARh)	
Iav PC	0x0A57	2647	H16	x 0,1	R	Phase C average current (x0.1A)	
THD PC	0x0A58	2648	H16	1	R	Phase C average current THD (%)	
MEASUREMENT BOARD N° 8							
Config	0x0A59	2649	H16		R	CT configuration (Please, observe the board)	
Wh 3P	0x0A5A	2650	H16	x 0,01	R	Triphase active energy (x0.01kWh)	
Wmax 3P	0x0A5B	2651	H16	x 0,1	R	Triphase max active power (x0.1kW)	
VARh 3P	0x0A5C	2652	H16	x 0,01	R	Triphase reactive energy (x0.01kVARh)	
VAh 3P	0x0A5D	2653	H16	x 0,01	R	Triphase apparent energy (x0.01kVAh)	
CosPhi 3P	0x0A5E	2654	H16	1	R	Triphase Cos Phi (%)	
TanPhi 3P	0x0A5F	2655	H16	1	R	Triphase Tan Phi (%)	
Iav 3P	0x0A60	2656	H16	x 0,1	R	Triphase average current (x0.1A)	
THD 3P	0x0A61	2657	H16	1	R	Triphase average current THD (%)	
Wh PA	0x0A62	2658	H16	x 0,01	R	Phase A active energy (x0.01kWh)	
Wmax PA	0x0A63	2659	H16	x 0,1	R	Phase A max active power (x0.1kW)	
VARh PA	0x0A64	2660	H16	x 0,01	R	Phase A reactive energy (x0.01kVARh)	
Iav PA	0x0A65	2661	H16	x 0,1	R	Phase A average current (x0.1A)	
THD PA	0x0A66	2662	H16	1	R	Phase A average current THD (%)	
Wh PB	0x0A67	2663	H16	x 0,01	R	Phase B active energy (x0.01kWh)	
Wmax PB	0x0A68	2664	H16	x 0,1	R	Phase B max active power (x0.1kW)	
VARh PB	0x0A69	2665	H16	x 0,01	R	Phase B reactive energy (x0.01kVARh)	
Iav PB	0x0A6A	2666	H16	x 0,1	R	Phase B average current (x0.1A)	
THD PB	0x0A6B	2667	H16	1	R	Phase B average current THD (%)	
Wh PC	0x0A6C	2668	H16	x 0,01	R	Phase C active energy (x0.01kWh)	
Wmax PC	0x0A6D	2669	H16	x 0,1	R	Phase C max active power (x0.1kW)	
VARh PC	0x0A6E	2670	H16	x 0,01	R	Phase C reactive energy (x0.01kVARh)	
Iav PC	0x0A6F	2671	H16	x 0,1	R	Phase C average current (x0.1A)	
THD PC	0x0A70	2672	H16	1	R	Phase C average current THD (%)	
MEASUREMENT BOARD N° 9							
Config	0x0A71	2673	H16		R	CT configuration (Please, observe the board)	

Wh 3P	0x0A72	2674	H16	x 0,01	R	Triphase active energy (x0.01kWh)	TRIPHASE
Wmax 3P	0x0A73	2675	H16	x 0,1	R	Triphase max active power (x0.1kW)	
VARh 3P	0x0A74	2676	H16	x 0,01	R	Triphase reactive energy (x0.01kVARh)	
VAh 3P	0x0A75	2677	H16	x 0,01	R	Triphase apparent energy (x0.01kVAh)	
CosPhi 3P	0x0A76	2678	H16	1	R	Triphase Cos Phi (%)	
TanPhi 3P	0x0A77	2679	H16	1	R	Triphase Tan Phi (%)	
Iav 3P	0x0A78	2680	H16	x 0,1	R	Triphase average current (x0.1A)	
THD 3P	0x0A79	2681	H16	1	R	Triphase average current THD (%)	
Wh PA	0x0A7A	2682	H16	x 0,01	R	Phase A active energy (x0.01kWh)	
Wmax PA	0x0A7B	2683	H16	x 0,1	R	Phase A max active power (x0.1kW)	
VARh PA	0x0A7C	2684	H16	x 0,01	R	Phase A reactive energy (x0.01kVARh)	PHASE A
Iav PA	0x0A7D	2685	H16	x 0,1	R	Phase A average current (x0.1A)	
THD PA	0x0A7E	2686	H16	1	R	Phase A average current THD (%)	
Wh PB	0x0A7F	2687	H16	x 0,01	R	Phase B active energy (x0.01kWh)	
Wmax PB	0x0A80	2688	H16	x 0,1	R	Phase B max active power (x0.1kW)	PHASE B
VARh PB	0x0A81	2689	H16	x 0,01	R	Phase B reactive energy (x0.01kVARh)	
Iav PB	0x0A82	2690	H16	x 0,1	R	Phase B average current (x0.1A)	
THD PB	0x0A83	2691	H16	1	R	Phase B average current THD (%)	
Wh PC	0x0A84	2692	H16	x 0,01	R	Phase C active energy (x0.01kWh)	PHASE C
Wmax PC	0x0A85	2693	H16	x 0,1	R	Phase C max active power (x0.1kW)	
VARh PC	0x0A86	2694	H16	x 0,01	R	Phase C reactive energy (x0.01kVARh)	
Iav PC	0x0A87	2695	H16	x 0,1	R	Phase C average current (x0.1A)	
THD PC	0x0A88	2696	H16	1	R	Phase C average current THD (%)	
MEASUREMENT BOARD N° 10							
Config	0x0A89	2697	H16		R	CT configuration (Please, observe the board)	
Wh 3P	0x0A8A	2698	H16	x 0,01	R	Triphase active energy (x0.01kWh)	TRIPHASE
Wmax 3P	0x0A8B	2699	H16	x 0,1	R	Triphase max active power (x0.1kW)	
VARh 3P	0x0A8C	2700	H16	x 0,01	R	Triphase reactive energy (x0.01kVARh)	
VAh 3P	0x0A8D	2701	H16	x 0,01	R	Triphase apparent energy (x0.01kVAh)	
CosPhi 3P	0x0A8E	2702	H16	1	R	Triphase Cos Phi (%)	
TanPhi 3P	0x0A8F	2703	H16	1	R	Triphase Tan Phi (%)	
Iav 3P	0x0A90	2704	H16	x 0,1	R	Triphase average current (x0.1A)	
THD 3P	0x0A91	2705	H16	1	R	Triphase average current THD (%)	
Wh PA	0x0A92	2706	H16	x 0,01	R	Phase A active energy (x0.01kWh)	
Wmax PA	0x0A93	2707	H16	x 0,1	R	Phase A max active power (x0.1kW)	
VARh PA	0x0A94	2708	H16	x 0,01	R	Phase A reactive energy (x0.01kVARh)	
Iav PA	0x0A95	2709	H16	x 0,1	R	Phase A average current (x0.1A)	
THD PA	0x0A96	2710	H16	1	R	Phase A average current THD (%)	
Wh PB	0x0A97	2711	H16	x 0,01	R	Phase B active energy (x0.01kWh)	PHASE B
Wmax PB	0x0A98	2712	H16	x 0,1	R	Phase B max active power (x0.1kW)	
VARh PB	0x0A99	2713	H16	x 0,01	R	Phase B reactive energy (x0.01kVARh)	
Iav PB	0x0A9A	2714	H16	x 0,1	R	Phase B average current (x0.1A)	
THD PB	0x0A9B	2715	H16	1	R	Phase B average current THD (%)	PHASE C
Wh PC	0x0A9C	2716	H16	x 0,01	R	Phase C active energy (x0.01kWh)	
Wmax PC	0x0A9D	2717	H16	x 0,1	R	Phase C max active power (x0.1kW)	
VARh PC	0x0A9E	2718	H16	x 0,01	R	Phase C reactive energy (x0.01kVARh)	
Iav PC	0x0A9F	2719	H16	x 0,1	R	Phase C average current (x0.1A)	
THD PC	0x0AA0	2720	H16	1	R	Phase C average current THD (%)	
MEASUREMENT BOARD N° 11							
Config	0x0AA1	2721	H16		R	CT configuration (Please, observe the board)	
Wh 3P	0x0AA2	2722	H16	x 0,01	R	Triphase active energy (x0.01kWh)	TRIPHASE
Wmax 3P	0x0AA3	2723	H16	x 0,1	R	Triphase max active power (x0.1kW)	
VARh 3P	0x0AA4	2724	H16	x 0,01	R	Triphase reactive energy (x0.01kVARh)	
VAh 3P	0x0AA5	2725	H16	x 0,01	R	Triphase apparent energy (x0.01kVAh)	
CosPhi 3P	0x0AA6	2726	H16	1	R	Triphase Cos Phi (%)	
TanPhi 3P	0x0AA7	2727	H16	1	R	Triphase Tan Phi (%)	
Iav 3P	0x0AA8	2728	H16	x 0,1	R	Triphase average current (x0.1A)	
THD 3P	0x0AA9	2729	H16	1	R	Triphase average current THD (%)	
Wh PA	0x0AAA	2730	H16	x 0,01	R	Phase A active energy (x0.01kWh)	
Wmax PA	0x0AAB	2731	H16	x 0,1	R	Phase A max active power (x0.1kW)	
VARh PA	0x0AAC	2732	H16	x 0,01	R	Phase A reactive energy (x0.01kVARh)	
Iav PA	0x0AAD	2733	H16	x 0,1	R	Phase A average current (x0.1A)	
THD PA	0x0AAE	2734	H16	1	R	Phase A average current THD (%)	
Wh PB	0x0AAF	2735	H16	x 0,01	R	Phase B active energy (x0.01kWh)	PHASE B
Wmax PB	0x0AB0	2736	H16	x 0,1	R	Phase B max active power (x0.1kW)	
VARh PB	0x0AB1	2737	H16	x 0,01	R	Phase B reactive energy (x0.01kVARh)	
Iav PB	0x0AB2	2738	H16	x 0,1	R	Phase B average current (x0.1A)	
THD PB	0x0AB3	2739	H16	1	R	Phase B average current THD (%)	PHASE C
Wh PC	0x0AB4	2740	H16	x 0,01	R	Phase C active energy (x0.01kWh)	
Wmax PC	0x0AB5	2741	H16	x 0,1	R	Phase C max active power (x0.1kW)	
VARh PC	0x0AB6	2742	H16	x 0,01	R	Phase C reactive energy (x0.01kVARh)	
Iav PC	0x0AB7	2743	H16	x 0,1	R	Phase C average current (x0.1A)	
THD PC	0x0AB8	2744	H16	1	R	Phase C average current THD (%)	
MEASUREMENT BOARD N° 12							
Config	0x0AB9	2745	H16		R	CT configuration (Please, observe the board)	

Wh 3P	0x0ABA	2746	H16	x 0,01	R	Triphase active energy (x0.01kWh)	TRIPHASE
Wmax 3P	0x0ABB	2747	H16	x 0,1	R	Triphase max active power (x0.1kW)	
VARh 3P	0x0ABC	2748	H16	x 0,01	R	Triphase reactive energy (x0.01kVARh)	
VAh 3P	0x0ABD	2749	H16	x 0,01	R	Triphase apparent energy (x0.01kVAh)	
CosPhi 3P	0x0ABE	2750	H16	1	R	Triphase Cos Phi (%)	
TanPhi 3P	0x0ABF	2751	H16	1	R	Triphase Tan Phi (%)	
Iav 3P	0x0AC0	2752	H16	x 0,1	R	Triphase average current (x0.1A)	PHASE A
THD 3P	0x0AC1	2753	H16	1	R	Triphase average current THD (%)	
Wh PA	0x0AC2	2754	H16	x 0,01	R	Phase A active energy (x0.01kWh)	
Wmax PA	0x0AC3	2755	H16	x 0,1	R	Phase A max active power (x0.1kW)	
VARh PA	0x0AC4	2756	H16	x 0,01	R	Phase A reactive energy (x0.01kVARh)	
Iav PA	0x0AC5	2757	H16	x 0,1	R	Phase A average current (x0.1A)	
THD PA	0x0AC6	2758	H16	1	R	Phase A average current THD (%)	PHASE B
Wh PB	0x0AC7	2759	H16	x 0,01	R	Phase B active energy (x0.01kWh)	
Wmax PB	0x0AC8	2760	H16	x 0,1	R	Phase B max active power (x0.1kW)	
VARh PB	0x0AC9	2761	H16	x 0,01	R	Phase B reactive energy (x0.01kVARh)	
Iav PB	0x0ACA	2762	H16	x 0,1	R	Phase B average current (x0.1A)	
THD PB	0x0ACB	2763	H16	1	R	Phase B average current THD (%)	
Wh PC	0x0ACC	2764	H16	x 0,01	R	Phase C active energy (x0.01kWh)	PHASE C
Wmax PC	0x0ACD	2765	H16	x 0,1	R	Phase C max active power (x0.1kW)	
VARh PC	0x0ACE	2766	H16	x 0,01	R	Phase C reactive energy (x0.01kVARh)	
Iav PC	0x0ACF	2767	H16	x 0,1	R	Phase C average current (x0.1A)	
THD PC	0x0AD0	2768	H16	1	R	Phase C average current THD (%)	
RECORDING AREA ENERGY36 N° 7							
Serial Number 1	0x0AD1	2769	H64		R	Serial number (64 bits)	INFORMATION
Serial Number 2	0x0AD2	2770				NB : Serial Number 1 = Low weight	
Serial Number 3	0x0AD3	2771				Serial Number 4 = Strong weight	
Serial Number 4	0x0AD4	2772					
DateRec Low	0x0AD5	2773	H48		R	Year - Month	
DateRec Med	0x0AD6	2774				Day - Hour Recording date	
DateRec High	0x0AD7	2775				Minute - Seconde	
Date Low	0x0AD8	2776	H48		R/W	Year - Month	
Date Med	0x0AD9	2777				Day - Hour Date	
Date High	0x0ADA	2778				Minute - Seconde	
Version/Type	0x0ADB	2779	H16		R	Software version + System type	
New+Time MB	0x0ADC	2780	H16		R	New recording + Remaining time	
Time Record	0x0ADD	2781	H16		R	time before next registration (sec)	
ChanList	0x0ADE	2782	H16		R	1 bit for a MEASUREMENT BOARD (connected MEASUREMENT BOARD = 1)	
Switch	0x0ADF	2783	H16		R	N° MB + RF_ONOFF + RF_EN + RF_MS + RF_GROUP	
AN	0x0AE0	2784	H16		R	Analogic input rating	
Temperature	0x0AE1	2785	H16		R	Inner temperature (°C)	
Pulse IN	0x0AE2	2786	H16		R	TOR input status 1 (bit 0) - 2 (bit 1) - 3 (bit 2) - 4 (bit 3)	
Pulse 1 Low	0x0AE3	2787	H16		R	Impulsive meter 1	
Pulse 2 Low	0x0AE4	2788	H16		R	Impulsive meter 2	
Pulse 3 Low	0x0AE5	2789	H16		R	Impulsive meter 3	
Pulse 4 Low	0x0AE6	2790	H16		R	Impulsive meter 4	
Period Record	0x0AE7	2791	H16		R/W	time before next registration (sec)	
TORout	0x0AE8	2792	H16		R/W	1 bit for a MEASUREMENT BOARD (connected MEASUREMENT BOARD = 1)	
Common recorded data to the 12 measurement board (VOLTAGE / FREQUENCY / MICROCUT)							
Network	0x0AE9	2793	H16		R	Kind of network : Mono/Tri	TRIPHASE
Freq	0x0AEA	2794	H16	x 0,1	R	Network frequency (Hz)	
Vav 3P	0x0AEB	2795	H16	x 0,1	R	Triphase average voltage (x0.1V)	
Vmin 3P	0x0AEC	2796	H16	x 0,1	R	Triphase min voltage (x0.1V)	
Vmax 3P	0x0AED	2797	H16	x 0,1	R	Triphase max voltage (x0.1V)	
MCcnt 3P	0x0AEE	2798	H16	1	R	Triphase microcut meter	
Vav PA	0x0AEF	2799	H16	x 0,1	R	Phase A average voltage (x0.1V)	PHASE A
Vmin PA	0x0AF0	2800	H16	x 0,1	R	Phase A min voltage (x0.1V)	
Vmax PA	0x0AF1	2801	H16	x 0,1	R	Phase A max voltage (x0.1V)	
MCcnt PA	0x0AF2	2802	H16	1	R	Phase A microcut meter	PHASE B
Vav PB	0x0AF3	2803	H16	x 0,1	R	Phase B average voltage (x0.1V)	
Vmin PB	0x0AF4	2804	H16	x 0,1	R	Phase B min voltage (x0.1V)	
Vmax PB	0x0AF5	2805	H16	x 0,1	R	Phase B max voltage (x0.1V)	PHASE C
MCcnt PB	0x0AF6	2806	H16	1	R	Phase B microcut meter	
Vav PC	0x0AF7	2807	H16	x 0,1	R	Phase C average voltage (x0.1V)	
Vmin PC	0x0AF8	2808	H16	x 0,1	R	Phase C min voltage (x0.1V)	
Vmax PC	0x0AF9	2809	H16	x 0,1	R	Phase C max voltage (x0.1V)	
MCcnt PC	0x0AFA	2810	H16	1	R	Phase C microcut meter	
	0x0AFB	2811					
	0x0AFC	2812					
	0x0AFD	2813					
	0x0AFE	2814					
	0x0AFF	2815					
	0x0B00	2816					
Recorded data for each measurement board(ENERGY/POWER/COS Phi/TAN Phi/CURRENT/THD)							
MEASUREMENT BOARD N° 1							

Config	0x0B01	2817	H16		R	CT configuration (Please, observe the board)	
Wh 3P	0x0B02	2818	H16	x 0,01	R	Triphase active energy (x0.01kWh)	TRIPHASE
Wmax 3P	0x0B03	2819	H16	x 0,1	R	Triphase max active power (x0.1kW)	
VARh 3P	0x0B04	2820	H16	x 0,01	R	Triphase reactive energy (x0.01kVARh)	
VAh 3P	0x0B05	2821	H16	x 0,01	R	Triphase apparent energy (x0.01kVAh)	
CosPhi 3P	0x0B06	2822	H16	1	R	Triphase Cos Phi (%)	
TanPhi 3P	0x0B07	2823	H16	1	R	Triphase Tan Phi (%)	
Iav 3P	0x0B08	2824	H16	x 0,1	R	Triphase average current (x0.1A)	
THD 3P	0x0B09	2825	H16	1	R	Triphase average current THD (%)	
Wh PA	0x0B0A	2826	H16	x 0,01	R	Phase A active energy (x0.01kWh)	PHASE A
Wmax PA	0x0B0B	2827	H16	x 0,1	R	Phase A max active power (x0.1kW)	
VARh PA	0x0B0C	2828	H16	x 0,01	R	Phase A reactive energy (x0.01kVARh)	
Iav PA	0x0B0D	2829	H16	x 0,1	R	Phase A average current (x0.1A)	PHASE B
THD PA	0x0B0E	2830	H16	1	R	Phase A average current THD (%)	
Wh PB	0x0B0F	2831	H16	x 0,01	R	Phase B active energy (x0.01kWh)	
Wmax PB	0x0B10	2832	H16	x 0,1	R	Phase B max active power (x0.1kW)	
VARh PB	0x0B11	2833	H16	x 0,01	R	Phase B reactive energy (x0.01kVARh)	PHASE C
Iav PB	0x0B12	2834	H16	x 0,1	R	Phase B average current (x0.1A)	
THD PB	0x0B13	2835	H16	1	R	Phase B average current THD (%)	
Wh PC	0x0B14	2836	H16	x 0,01	R	Phase C active energy (x0.01kWh)	PHASE C
Wmax PC	0x0B15	2837	H16	x 0,1	R	Phase C max active power (x0.1kW)	
VARh PC	0x0B16	2838	H16	x 0,01	R	Phase C reactive energy (x0.01kVARh)	
Iav PC	0x0B17	2839	H16	x 0,1	R	Phase C average current (x0.1A)	
THD PC	0x0B18	2840	H16	1	R	Phase C average current THD (%)	
MEASUREMENT BOARD N° 2							
Config	0x0B19	2841	H16		R	CT configuration (Please, observe the board)	
Wh 3P	0x0B1A	2842	H16	x 0,01	R	Triphase active energy (x0.01kWh)	TRIPHASE
Wmax 3P	0x0B1B	2843	H16	x 0,1	R	Triphase max active power (x0.1kW)	
VARh 3P	0x0B1C	2844	H16	x 0,01	R	Triphase reactive energy (x0.01kVARh)	
VAh 3P	0x0B1D	2845	H16	x 0,01	R	Triphase apparent energy (x0.01kVAh)	
CosPhi 3P	0x0B1E	2846	H16	1	R	Triphase Cos Phi (%)	
TanPhi 3P	0x0B1F	2847	H16	1	R	Triphase Tan Phi (%)	
Iav 3P	0x0B20	2848	H16	x 0,1	R	Triphase average current (x0.1A)	
THD 3P	0x0B21	2849	H16	1	R	Triphase average current THD (%)	
Wh PA	0x0B22	2850	H16	x 0,01	R	Phase A active energy (x0.01kWh)	PHASE A
Wmax PA	0x0B23	2851	H16	x 0,1	R	Phase A max active power (x0.1kW)	
VARh PA	0x0B24	2852	H16	x 0,01	R	Phase A reactive energy (x0.01kVARh)	
Iav PA	0x0B25	2853	H16	x 0,1	R	Phase A average current (x0.1A)	PHASE B
THD PA	0x0B26	2854	H16	1	R	Phase A average current THD (%)	
Wh PB	0x0B27	2855	H16	x 0,01	R	Phase B active energy (x0.01kWh)	
Wmax PB	0x0B28	2856	H16	x 0,1	R	Phase B max active power (x0.1kW)	
VARh PB	0x0B29	2857	H16	x 0,01	R	Phase B reactive energy (x0.01kVARh)	PHASE C
Iav PB	0x0B2A	2858	H16	x 0,1	R	Phase B average current (x0.1A)	
THD PB	0x0B2B	2859	H16	1	R	Phase B average current THD (%)	
Wh PC	0x0B2C	2860	H16	x 0,01	R	Phase C active energy (x0.01kWh)	PHASE C
Wmax PC	0x0B2D	2861	H16	x 0,1	R	Phase C max active power (x0.1kW)	
VARh PC	0x0B2E	2862	H16	x 0,01	R	Phase C reactive energy (x0.01kVARh)	
Iav PC	0x0B2F	2863	H16	x 0,1	R	Phase C average current (x0.1A)	
THD PC	0x0B30	2864	H16	1	R	Phase C average current THD (%)	
MEASUREMENT BOARD N° 3							
Config	0x0B31	2865	H16		R	CT configuration (Please, observe the board)	
Wh 3P	0x0B32	2866	H16	x 0,01	R	Triphase active energy (x0.01kWh)	TRIPHASE
Wmax 3P	0x0B33	2867	H16	x 0,1	R	Triphase max active power (x0.1kW)	
VARh 3P	0x0B34	2868	H16	x 0,01	R	Triphase reactive energy (x0.01kVARh)	
VAh 3P	0x0B35	2869	H16	x 0,01	R	Triphase apparent energy (x0.01kVAh)	
CosPhi 3P	0x0B36	2870	H16	1	R	Triphase Cos Phi (%)	
TanPhi 3P	0x0B37	2871	H16	1	R	Triphase Tan Phi (%)	
Iav 3P	0x0B38	2872	H16	x 0,1	R	Triphase average current (x0.1A)	
THD 3P	0x0B39	2873	H16	1	R	Triphase average current THD (%)	
Wh PA	0x0B3A	2874	H16	x 0,01	R	Phase A active energy (x0.01kWh)	PHASE A
Wmax PA	0x0B3B	2875	H16	x 0,1	R	Phase A max active power (x0.1kW)	
VARh PA	0x0B3C	2876	H16	x 0,01	R	Phase A reactive energy (x0.01kVARh)	
Iav PA	0x0B3D	2877	H16	x 0,1	R	Phase A average current (x0.1A)	PHASE B
THD PA	0x0B3E	2878	H16	1	R	Phase A average current THD (%)	
Wh PB	0x0B3F	2879	H16	x 0,01	R	Phase B active energy (x0.01kWh)	
Wmax PB	0x0B40	2880	H16	x 0,1	R	Phase B max active power (x0.1kW)	
VARh PB	0x0B41	2881	H16	x 0,01	R	Phase B reactive energy (x0.01kVARh)	PHASE C
Iav PB	0x0B42	2882	H16	x 0,1	R	Phase B average current (x0.1A)	
THD PB	0x0B43	2883	H16	1	R	Phase B average current THD (%)	
Wh PC	0x0B44	2884	H16	x 0,01	R	Phase C active energy (x0.01kWh)	PHASE C
Wmax PC	0x0B45	2885	H16	x 0,1	R	Phase C max active power (x0.1kW)	
VARh PC	0x0B46	2886	H16	x 0,01	R	Phase C reactive energy (x0.01kVARh)	
Iav PC	0x0B47	2887	H16	x 0,1	R	Phase C average current (x0.1A)	
THD PC	0x0B48	2888	H16	1	R	Phase C average current THD (%)	
MEASUREMENT BOARD N° 4							

Config	0x0B49	2889	H16		R	CT configuration (Please, observe the board)	
Wh 3P	0x0B4A	2890	H16	x 0,01	R	Triphase active energy (x0.01kWh)	TRIPHASE
Wmax 3P	0x0B4B	2891	H16	x 0,1	R	Triphase max active power (x0.1kW)	
VARh 3P	0x0B4C	2892	H16	x 0,01	R	Triphase reactive energy (x0.01kVARh)	
VAh 3P	0x0B4D	2893	H16	x 0,01	R	Triphase apparent energy (x0.01kVAh)	
CosPhi 3P	0x0B4E	2894	H16	1	R	Triphase Cos Phi (%)	
TanPhi 3P	0x0B4F	2895	H16	1	R	Triphase Tan Phi (%)	
Iav 3P	0x0B50	2896	H16	x 0,1	R	Triphase average current (x0.1A)	
THD 3P	0x0B51	2897	H16	1	R	Triphase average current THD (%)	
Wh PA	0x0B52	2898	H16	x 0,01	R	Phase A active energy (x0.01kWh)	PHASE A
Wmax PA	0x0B53	2899	H16	x 0,1	R	Phase A max active power (x0.1kW)	
VARh PA	0x0B54	2900	H16	x 0,01	R	Phase A reactive energy (x0.01kVARh)	
Iav PA	0x0B55	2901	H16	x 0,1	R	Phase A average current (x0.1A)	PHASE B
THD PA	0x0B56	2902	H16	1	R	Phase A average current THD (%)	
Wh PB	0x0B57	2903	H16	x 0,01	R	Phase B active energy (x0.01kWh)	
Wmax PB	0x0B58	2904	H16	x 0,1	R	Phase B max active power (x0.1kW)	
VARh PB	0x0B59	2905	H16	x 0,01	R	Phase B reactive energy (x0.01kVARh)	PHASE C
Iav PB	0x0B5A	2906	H16	x 0,1	R	Phase B average current (x0.1A)	
THD PB	0x0B5B	2907	H16	1	R	Phase B average current THD (%)	
Wh PC	0x0B5C	2908	H16	x 0,01	R	Phase C active energy (x0.01kWh)	PHASE C
Wmax PC	0x0B5D	2909	H16	x 0,1	R	Phase C max active power (x0.1kW)	
VARh PC	0x0B5E	2910	H16	x 0,01	R	Phase C reactive energy (x0.01kVARh)	
Iav PC	0x0B5F	2911	H16	x 0,1	R	Phase C average current (x0.1A)	
THD PC	0x0B60	2912	H16	1	R	Phase C average current THD (%)	
MEASUREMENT BOARD N° 5							
Config	0x0B61	2913	H16		R	CT configuration (Please, observe the board)	
Wh 3P	0x0B62	2914	H16	x 0,01	R	Triphase active energy (x0.01kWh)	TRIPHASE
Wmax 3P	0x0B63	2915	H16	x 0,1	R	Triphase max active power (x0.1kW)	
VARh 3P	0x0B64	2916	H16	x 0,01	R	Triphase reactive energy (x0.01kVARh)	
VAh 3P	0x0B65	2917	H16	x 0,01	R	Triphase apparent energy (x0.01kVAh)	
CosPhi 3P	0x0B66	2918	H16	1	R	Triphase Cos Phi (%)	
TanPhi 3P	0x0B67	2919	H16	1	R	Triphase Tan Phi (%)	
Iav 3P	0x0B68	2920	H16	x 0,1	R	Triphase average current (x0.1A)	
THD 3P	0x0B69	2921	H16	1	R	Triphase average current THD (%)	
Wh PA	0x0B6A	2922	H16	x 0,01	R	Phase A active energy (x0.01kWh)	PHASE A
Wmax PA	0x0B6B	2923	H16	x 0,1	R	Phase A max active power (x0.1kW)	
VARh PA	0x0B6C	2924	H16	x 0,01	R	Phase A reactive energy (x0.01kVARh)	
Iav PA	0x0B6D	2925	H16	x 0,1	R	Phase A average current (x0.1A)	PHASE B
THD PA	0x0B6E	2926	H16	1	R	Phase A average current THD (%)	
Wh PB	0x0B6F	2927	H16	x 0,01	R	Phase B active energy (x0.01kWh)	
Wmax PB	0x0B70	2928	H16	x 0,1	R	Phase B max active power (x0.1kW)	
VARh PB	0x0B71	2929	H16	x 0,01	R	Phase B reactive energy (x0.01kVARh)	PHASE C
Iav PB	0x0B72	2930	H16	x 0,1	R	Phase B average current (x0.1A)	
THD PB	0x0B73	2931	H16	1	R	Phase B average current THD (%)	
Wh PC	0x0B74	2932	H16	x 0,01	R	Phase C active energy (x0.01kWh)	PHASE C
Wmax PC	0x0B75	2933	H16	x 0,1	R	Phase C max active power (x0.1kW)	
VARh PC	0x0B76	2934	H16	x 0,01	R	Phase C reactive energy (x0.01kVARh)	
Iav PC	0x0B77	2935	H16	x 0,1	R	Phase C average current (x0.1A)	
THD PC	0x0B78	2936	H16	1	R	Phase C average current THD (%)	
MEASUREMENT BOARD N° 6							
Config	0x0B79	2937	H16		R	CT configuration (Please, observe the board)	
Wh 3P	0x0B7A	2938	H16	x 0,01	R	Triphase active energy (x0.01kWh)	TRIPHASE
Wmax 3P	0x0B7B	2939	H16	x 0,1	R	Triphase max active power (x0.1kW)	
VARh 3P	0x0B7C	2940	H16	x 0,01	R	Triphase reactive energy (x0.01kVARh)	
VAh 3P	0x0B7D	2941	H16	x 0,01	R	Triphase apparent energy (x0.01kVAh)	
CosPhi 3P	0x0B7E	2942	H16	1	R	Triphase Cos Phi (%)	
TanPhi 3P	0x0B7F	2943	H16	1	R	Triphase Tan Phi (%)	
Iav 3P	0x0B80	2944	H16	x 0,1	R	Triphase average current (x0.1A)	
THD 3P	0x0B81	2945	H16	1	R	Triphase average current THD (%)	
Wh PA	0x0B82	2946	H16	x 0,01	R	Phase A active energy (x0.01kWh)	PHASE A
Wmax PA	0x0B83	2947	H16	x 0,1	R	Phase A max active power (x0.1kW)	
VARh PA	0x0B84	2948	H16	x 0,01	R	Phase A reactive energy (x0.01kVARh)	
Iav PA	0x0B85	2949	H16	x 0,1	R	Phase A average current (x0.1A)	PHASE B
THD PA	0x0B86	2950	H16	1	R	Phase A average current THD (%)	
Wh PB	0x0B87	2951	H16	x 0,01	R	Phase B active energy (x0.01kWh)	
Wmax PB	0x0B88	2952	H16	x 0,1	R	Phase B max active power (x0.1kW)	
VARh PB	0x0B89	2953	H16	x 0,01	R	Phase B reactive energy (x0.01kVARh)	PHASE C
Iav PB	0x0B8A	2954	H16	x 0,1	R	Phase B average current (x0.1A)	
THD PB	0x0B8B	2955	H16	1	R	Phase B average current THD (%)	
Wh PC	0x0B8C	2956	H16	x 0,01	R	Phase C active energy (x0.01kWh)	PHASE C
Wmax PC	0x0B8D	2957	H16	x 0,1	R	Phase C max active power (x0.1kW)	
VARh PC	0x0B8E	2958	H16	x 0,01	R	Phase C reactive energy (x0.01kVARh)	
Iav PC	0x0B8F	2959	H16	x 0,1	R	Phase C average current (x0.1A)	
THD PC	0x0B90	2960	H16	1	R	Phase C average current THD (%)	
MEASUREMENT BOARD N° 7							

Config	0x0B91	2961	H16		R	CT configuration (Please, observe the board)	
Wh 3P	0x0B92	2962	H16	x 0,01	R	Triphase active energy (x0.01kWh)	TRIPHASE
Wmax 3P	0x0B93	2963	H16	x 0,1	R	Triphase max active power (x0.1kW)	
VARh 3P	0x0B94	2964	H16	x 0,01	R	Triphase reactive energy (x0.01kVARh)	
VAh 3P	0x0B95	2965	H16	x 0,01	R	Triphase apparent energy (x0.01kVAh)	
CosPhi 3P	0x0B96	2966	H16	1	R	Triphase Cos Phi (%)	
TanPhi 3P	0x0B97	2967	H16	1	R	Triphase Tan Phi (%)	
Iav 3P	0x0B98	2968	H16	x 0,1	R	Triphase average current (x0.1A)	
THD 3P	0x0B99	2969	H16	1	R	Triphase average current THD (%)	
Wh PA	0x0B9A	2970	H16	x 0,01	R	Phase A active energy (x0.01kWh)	PHASE A
Wmax PA	0x0B9B	2971	H16	x 0,1	R	Phase A max active power (x0.1kW)	
VARh PA	0x0B9C	2972	H16	x 0,01	R	Phase A reactive energy (x0.01kVARh)	
Iav PA	0x0B9D	2973	H16	x 0,1	R	Phase A average current (x0.1A)	PHASE B
THD PA	0x0B9E	2974	H16	1	R	Phase A average current THD (%)	
Wh PB	0x0B9F	2975	H16	x 0,01	R	Phase B active energy (x0.01kWh)	
Wmax PB	0x0BA0	2976	H16	x 0,1	R	Phase B max active power (x0.1kW)	
VARh PB	0x0BA1	2977	H16	x 0,01	R	Phase B reactive energy (x0.01kVARh)	PHASE C
Iav PB	0x0BA2	2978	H16	x 0,1	R	Phase B average current (x0.1A)	
THD PB	0x0BA3	2979	H16	1	R	Phase B average current THD (%)	
Wh PC	0x0BA4	2980	H16	x 0,01	R	Phase C active energy (x0.01kWh)	PHASE C
Wmax PC	0x0BA5	2981	H16	x 0,1	R	Phase C max active power (x0.1kW)	
VARh PC	0x0BA6	2982	H16	x 0,01	R	Phase C reactive energy (x0.01kVARh)	
Iav PC	0x0BA7	2983	H16	x 0,1	R	Phase C average current (x0.1A)	
THD PC	0x0BA8	2984	H16	1	R	Phase C average current THD (%)	
MEASUREMENT BOARD N° 8							
Config	0x0BA9	2985	H16		R	CT configuration (Please, observe the board)	
Wh 3P	0x0BAA	2986	H16	x 0,01	R	Triphase active energy (x0.01kWh)	TRIPHASE
Wmax 3P	0x0BAB	2987	H16	x 0,1	R	Triphase max active power (x0.1kW)	
VARh 3P	0x0BAC	2988	H16	x 0,01	R	Triphase reactive energy (x0.01kVARh)	
VAh 3P	0x0BAD	2989	H16	x 0,01	R	Triphase apparent energy (x0.01kVAh)	
CosPhi 3P	0x0BAE	2990	H16	1	R	Triphase Cos Phi (%)	
TanPhi 3P	0x0BAF	2991	H16	1	R	Triphase Tan Phi (%)	
Iav 3P	0x0BB0	2992	H16	x 0,1	R	Triphase average current (x0.1A)	
THD 3P	0x0BB1	2993	H16	1	R	Triphase average current THD (%)	
Wh PA	0x0BB2	2994	H16	x 0,01	R	Phase A active energy (x0.01kWh)	PHASE A
Wmax PA	0x0BB3	2995	H16	x 0,1	R	Phase A max active power (x0.1kW)	
VARh PA	0x0BB4	2996	H16	x 0,01	R	Phase A reactive energy (x0.01kVARh)	
Iav PA	0x0BB5	2997	H16	x 0,1	R	Phase A average current (x0.1A)	PHASE B
THD PA	0x0BB6	2998	H16	1	R	Phase A average current THD (%)	
Wh PB	0x0BB7	2999	H16	x 0,01	R	Phase B active energy (x0.01kWh)	
Wmax PB	0x0BB8	3000	H16	x 0,1	R	Phase B max active power (x0.1kW)	
VARh PB	0x0BB9	3001	H16	x 0,01	R	Phase B reactive energy (x0.01kVARh)	PHASE C
Iav PB	0x0BBA	3002	H16	x 0,1	R	Phase B average current (x0.1A)	
THD PB	0x0BBB	3003	H16	1	R	Phase B average current THD (%)	
Wh PC	0x0BBC	3004	H16	x 0,01	R	Phase C active energy (x0.01kWh)	PHASE C
Wmax PC	0x0BBD	3005	H16	x 0,1	R	Phase C max active power (x0.1kW)	
VARh PC	0x0BBE	3006	H16	x 0,01	R	Phase C reactive energy (x0.01kVARh)	
Iav PC	0x0BBF	3007	H16	x 0,1	R	Phase C average current (x0.1A)	
THD PC	0x0BC0	3008	H16	1	R	Phase C average current THD (%)	
MEASUREMENT BOARD N° 9							
Config	0x0BC1	3009	H16		R	CT configuration (Please, observe the board)	
Wh 3P	0x0BC2	3010	H16	x 0,01	R	Triphase active energy (x0.01kWh)	TRIPHASE
Wmax 3P	0x0BC3	3011	H16	x 0,1	R	Triphase max active power (x0.1kW)	
VARh 3P	0x0BC4	3012	H16	x 0,01	R	Triphase reactive energy (x0.01kVARh)	
VAh 3P	0x0BC5	3013	H16	x 0,01	R	Triphase apparent energy (x0.01kVAh)	
CosPhi 3P	0x0BC6	3014	H16	1	R	Triphase Cos Phi (%)	
TanPhi 3P	0x0BC7	3015	H16	1	R	Triphase Tan Phi (%)	
Iav 3P	0x0BC8	3016	H16	x 0,1	R	Triphase average current (x0.1A)	
THD 3P	0x0BC9	3017	H16	1	R	Triphase average current THD (%)	
Wh PA	0x0BCA	3018	H16	x 0,01	R	Phase A active energy (x0.01kWh)	PHASE A
Wmax PA	0x0BCB	3019	H16	x 0,1	R	Phase A max active power (x0.1kW)	
VARh PA	0x0BCD	3020	H16	x 0,01	R	Phase A reactive energy (x0.01kVARh)	
Iav PA	0x0BCD	3021	H16	x 0,1	R	Phase A average current (x0.1A)	PHASE B
THD PA	0x0BCE	3022	H16	1	R	Phase A average current THD (%)	
Wh PB	0x0BCF	3023	H16	x 0,01	R	Phase B active energy (x0.01kWh)	
Wmax PB	0x0BD0	3024	H16	x 0,1	R	Phase B max active power (x0.1kW)	
VARh PB	0x0BD1	3025	H16	x 0,01	R	Phase B reactive energy (x0.01kVARh)	PHASE C
Iav PB	0x0BD2	3026	H16	x 0,1	R	Phase B average current (x0.1A)	
THD PB	0x0BD3	3027	H16	1	R	Phase B average current THD (%)	
Wh PC	0x0BD4	3028	H16	x 0,01	R	Phase C active energy (x0.01kWh)	PHASE C
Wmax PC	0x0BD5	3029	H16	x 0,1	R	Phase C max active power (x0.1kW)	
VARh PC	0x0BD6	3030	H16	x 0,01	R	Phase C reactive energy (x0.01kVARh)	
Iav PC	0x0BD7	3031	H16	x 0,1	R	Phase C average current (x0.1A)	
THD PC	0x0BD8	3032	H16	1	R	Phase C average current THD (%)	
MEASUREMENT BOARD N° 10							

Config	0x0BD9	3033	H16		R	CT configuration (Please, observe the board)	
Wh 3P	0x0BDA	3034	H16	x 0,01	R	Triphase active energy (x0.01kWh)	TRIPHASE
Wmax 3P	0x0BDB	3035	H16	x 0,1	R	Triphase max active power (x0.1kW)	
VARh 3P	0x0BDC	3036	H16	x 0,01	R	Triphase reactive energy (x0.01kVARh)	
VAh 3P	0x0BDD	3037	H16	x 0,01	R	Triphase apparent energy (x0.01kVAh)	
CosPhi 3P	0x0BDE	3038	H16	1	R	Triphase Cos Phi (%)	
TanPhi 3P	0x0BDF	3039	H16	1	R	Triphase Tan Phi (%)	
Iav 3P	0x0BE0	3040	H16	x 0,1	R	Triphase average current (x0.1A)	
THD 3P	0x0BE1	3041	H16	1	R	Triphase average current THD (%)	
Wh PA	0x0BE2	3042	H16	x 0,01	R	Phase A active energy (x0.01kWh)	PHASE A
Wmax PA	0x0BE3	3043	H16	x 0,1	R	Phase A max active power (x0.1kW)	
VARh PA	0x0BE4	3044	H16	x 0,01	R	Phase A reactive energy (x0.01kVARh)	
Iav PA	0x0BE5	3045	H16	x 0,1	R	Phase A average current (x0.1A)	PHASE B
THD PA	0x0BE6	3046	H16	1	R	Phase A average current THD (%)	
Wh PB	0x0BE7	3047	H16	x 0,01	R	Phase B active energy (x0.01kWh)	
Wmax PB	0x0BE8	3048	H16	x 0,1	R	Phase B max active power (x0.1kW)	
VARh PB	0x0BE9	3049	H16	x 0,01	R	Phase B reactive energy (x0.01kVARh)	PHASE C
Iav PB	0x0BEA	3050	H16	x 0,1	R	Phase B average current (x0.1A)	
THD PB	0x0BEB	3051	H16	1	R	Phase B average current THD (%)	
Wh PC	0x0BEC	3052	H16	x 0,01	R	Phase C active energy (x0.01kWh)	PHASE C
Wmax PC	0x0BED	3053	H16	x 0,1	R	Phase C max active power (x0.1kW)	
VARh PC	0x0BEE	3054	H16	x 0,01	R	Phase C reactive energy (x0.01kVARh)	
Iav PC	0x0BEF	3055	H16	x 0,1	R	Phase C average current (x0.1A)	
THD PC	0x0BF0	3056	H16	1	R	Phase C average current THD (%)	
MEASUREMENT BOARD N° 11							
Config	0x0BF1	3057	H16		R	CT configuration (Please, observe the board)	
Wh 3P	0x0BF2	3058	H16	x 0,01	R	Triphase active energy (x0.01kWh)	TRIPHASE
Wmax 3P	0x0BF3	3059	H16	x 0,1	R	Triphase max active power (x0.1kW)	
VARh 3P	0x0BF4	3060	H16	x 0,01	R	Triphase reactive energy (x0.01kVARh)	
VAh 3P	0x0BF5	3061	H16	x 0,01	R	Triphase apparent energy (x0.01kVAh)	
CosPhi 3P	0x0BF6	3062	H16	1	R	Triphase Cos Phi (%)	
TanPhi 3P	0x0BF7	3063	H16	1	R	Triphase Tan Phi (%)	
Iav 3P	0x0BF8	3064	H16	x 0,1	R	Triphase average current (x0.1A)	
THD 3P	0x0BF9	3065	H16	1	R	Triphase average current THD (%)	
Wh PA	0x0BFA	3066	H16	x 0,01	R	Phase A active energy (x0.01kWh)	PHASE A
Wmax PA	0x0BFB	3067	H16	x 0,1	R	Phase A max active power (x0.1kW)	
VARh PA	0x0BFC	3068	H16	x 0,01	R	Phase A reactive energy (x0.01kVARh)	
Iav PA	0x0BFD	3069	H16	x 0,1	R	Phase A average current (x0.1A)	PHASE B
THD PA	0x0BFE	3070	H16	1	R	Phase A average current THD (%)	
Wh PB	0x0BFF	3071	H16	x 0,01	R	Phase B active energy (x0.01kWh)	
Wmax PB	0x0C00	3072	H16	x 0,1	R	Phase B max active power (x0.1kW)	
VARh PB	0x0C01	3073	H16	x 0,01	R	Phase B reactive energy (x0.01kVARh)	PHASE C
Iav PB	0x0C02	3074	H16	x 0,1	R	Phase B average current (x0.1A)	
THD PB	0x0C03	3075	H16	1	R	Phase B average current THD (%)	
Wh PC	0x0C04	3076	H16	x 0,01	R	Phase C active energy (x0.01kWh)	PHASE C
Wmax PC	0x0C05	3077	H16	x 0,1	R	Phase C max active power (x0.1kW)	
VARh PC	0x0C06	3078	H16	x 0,01	R	Phase C reactive energy (x0.01kVARh)	
Iav PC	0x0C07	3079	H16	x 0,1	R	Phase C average current (x0.1A)	
THD PC	0x0C08	3080	H16	1	R	Phase C average current THD (%)	
MEASUREMENT BOARD N° 12							
Config	0x0C09	3081	H16		R	CT configuration (Please, observe the board)	
Wh 3P	0x0C0A	3082	H16	x 0,01	R	Triphase active energy (x0.01kWh)	TRIPHASE
Wmax 3P	0x0C0B	3083	H16	x 0,1	R	Triphase max active power (x0.1kW)	
VARh 3P	0x0C0C	3084	H16	x 0,01	R	Triphase reactive energy (x0.01kVARh)	
VAh 3P	0x0C0D	3085	H16	x 0,01	R	Triphase apparent energy (x0.01kVAh)	
CosPhi 3P	0x0C0E	3086	H16	1	R	Triphase Cos Phi (%)	
TanPhi 3P	0x0C0F	3087	H16	1	R	Triphase Tan Phi (%)	
Iav 3P	0x0C10	3088	H16	x 0,1	R	Triphase average current (x0.1A)	
THD 3P	0x0C11	3089	H16	1	R	Triphase average current THD (%)	
Wh PA	0x0C12	3090	H16	x 0,01	R	Phase A active energy (x0.01kWh)	PHASE A
Wmax PA	0x0C13	3091	H16	x 0,1	R	Phase A max active power (x0.1kW)	
VARh PA	0x0C14	3092	H16	x 0,01	R	Phase A reactive energy (x0.01kVARh)	
Iav PA	0x0C15	3093	H16	x 0,1	R	Phase A average current (x0.1A)	PHASE B
THD PA	0x0C16	3094	H16	1	R	Phase A average current THD (%)	
Wh PB	0x0C17	3095	H16	x 0,01	R	Phase B active energy (x0.01kWh)	
Wmax PB	0x0C18	3096	H16	x 0,1	R	Phase B max active power (x0.1kW)	
VARh PB	0x0C19	3097	H16	x 0,01	R	Phase B reactive energy (x0.01kVARh)	PHASE C
Iav PB	0x0C1A	3098	H16	x 0,1	R	Phase B average current (x0.1A)	
THD PB	0x0C1B	3099	H16	1	R	Phase B average current THD (%)	
Wh PC	0x0C1C	3100	H16	x 0,01	R	Phase C active energy (x0.01kWh)	PHASE C
Wmax PC	0x0C1D	3101	H16	x 0,1	R	Phase C max active power (x0.1kW)	
VARh PC	0x0C1E	3102	H16	x 0,01	R	Phase C reactive energy (x0.01kVARh)	
Iav PC	0x0C1F	3103	H16	x 0,1	R	Phase C average current (x0.1A)	
THD PC	0x0C20	3104	H16	1	R	Phase C average current THD (%)	
RECORDING AREA ENERGY36 N° 8							

Serial Number 1	0x0C21	3105	H64		R	Serial number (64 bits)	INFORMATION	
Serial Number 2	0x0C22	3106				NB : Serial Number 1 = Low weight		
Serial Number 3	0x0C23	3107				Serial Number 4 = Strong weight		
Serial Number 4	0x0C24	3108						
DateRec Low	0x0C25	3109	H48		R	Year - Month	DATA	
DateRec Med	0x0C26	3110				Day - Hour Recording date		
DateRec High	0x0C27	3111				Minute - Seconde		
Date Low	0x0C28	3112	H48		R/W	Year - Month		
Date Med	0x0C29	3113				Day - Hour Date		
Date High	0x0C2A	3114				Minute - Seconde		
Version/Type	0x0C2B	3115	H16		R	Software version + System type	CONF	
New+Time MB	0x0C2C	3116	H16		R	New recording + Remaining time		
Time Record	0x0C2D	3117	H16		R	time before next registration (sec)		
ChanList	0x0C2E	3118	H16		R	1 bit for a MEASUREMENT BOARD (connected MEASUREMENT BOARD = 1)		
Switch	0x0C2F	3119	H16		R	N° MB + RF_ONOFF + RF_EN + RF_MS + RF_GROUP		
AN	0x0C30	3120	H16		R	Analogic input rating		
Temperature	0x0C31	3121	H16		R	Inner temperature (°C)		
Pulse IN	0x0C32	3122	H16		R	TOR input status 1 (bit 0) - 2 (bit 1) - 3 (bit 2) - 4 (bit 3)		
Pulse 1 Low	0x0C33	3123	H16		R	Impulsive meter 1		
Pulse 2 Low	0x0C34	3124	H16		R	Impulsive meter 2		
Pulse 3 Low	0x0C35	3125	H16		R	Impulsive meter 3		
Pulse 4 Low	0x0C36	3126	H16		R	Impulsive meter 4		
Period Record	0x0C37	3127	H16		R/W	time before next registration (sec)		
TORout	0x0C38	3128	H16		R/W	1 bit for a MEASUREMENT BOARD (connected MEASUREMENT BOARD = 1)		
Common recorded data to the 12 measurement board (VOLTAGE / FREQUENCY / MICROCUT)								
Network	0x0C39	3129	H16		R	Kind of network : Mono/Tri	TRIPHASE	
Freq	0x0C3A	3130	H16	x 0,1	R	Network frequency (Hz)		
Vav 3P	0x0C3B	3131	H16	x 0,1	R	Triphase average voltage (x0.1V)		
Vmin 3P	0x0C3C	3132	H16	x 0,1	R	Triphase min voltage (x0.1V)		
Vmax 3P	0x0C3D	3133	H16	x 0,1	R	Triphase max voltage (x0.1V)		
MCcnt 3P	0x0C3E	3134	H16	1	R	Triphase microcut meter		
Vav PA	0x0C3F	3135	H16	x 0,1	R	Phase A average voltage (x0.1V)	PHASE A	
Vmin PA	0x0C40	3136	H16	x 0,1	R	Phase A min voltage (x0.1V)		
Vmax PA	0x0C41	3137	H16	x 0,1	R	Phase A max voltage (x0.1V)		
MCcnt PA	0x0C42	3138	H16	1	R	Phase A microcut meter		
Vav PB	0x0C43	3139	H16	x 0,1	R	Phase B average voltage (x0.1V)	PHASE B	
Vmin PB	0x0C44	3140	H16	x 0,1	R	Phase B min voltage (x0.1V)		
Vmax PB	0x0C45	3141	H16	x 0,1	R	Phase B max voltage (x0.1V)		
MCcnt PB	0x0C46	3142	H16	1	R	Phase B microcut meter		
Vav PC	0x0C47	3143	H16	x 0,1	R	Phase C average voltage (x0.1V)	PHASE C	
Vmin PC	0x0C48	3144	H16	x 0,1	R	Phase C min voltage (x0.1V)		
Vmax PC	0x0C49	3145	H16	x 0,1	R	Phase C max voltage (x0.1V)		
MCcnt PC	0x0C4A	3146	H16	1	R	Phase C microcut meter		
	0x0C4B	3147						
	0x0C4C	3148						
	0x0C4D	3149						
	0x0C4E	3150						
	0x0C4F	3151						
	0x0C50	3152						
Recorded data for each measurement board(ENERGY/POWER/COS Phi/TAN Phi/CURRENT/THD)								
MEASUREMENT BOARD N° 1								
Config	0x0C51	3153	H16		R	CT configuration (Please, observe the board)	TRIPHASE	
Wh 3P	0x0C52	3154	H16	x 0,01	R	Triphase active energy (x0.01kWh)		
Wmax 3P	0x0C53	3155	H16	x 0,1	R	Triphase max active power (x0.1kW)		
VARh 3P	0x0C54	3156	H16	x 0,01	R	Triphase reactive energy (x0.01kVARh)		
VAh 3P	0x0C55	3157	H16	x 0,01	R	Triphase apparent energy (x0.01kVAh)		
CosPhi 3P	0x0C56	3158	H16	1	R	Triphase Cos Phi (%)		
TanPhi 3P	0x0C57	3159	H16	1	R	Triphase Tan Phi (%)		
Iav 3P	0x0C58	3160	H16	x 0,1	R	Triphase average current (x0.1A)		
THD 3P	0x0C59	3161	H16	1	R	Triphase average current THD (%)		
Wh PA	0x0C5A	3162	H16	x 0,01	R	Phase A active energy (x0.01kWh)		PHASE A
Wmax PA	0x0C5B	3163	H16	x 0,1	R	Phase A max active power (x0.1kW)		
VARh PA	0x0C5C	3164	H16	x 0,01	R	Phase A reactive energy (x0.01kVARh)		
Iav PA	0x0C5D	3165	H16	x 0,1	R	Phase A average current (x0.1A)		
THD PA	0x0C5E	3166	H16	1	R	Phase A average current THD (%)		
Wh PB	0x0C5F	3167	H16	x 0,01	R	Phase B active energy (x0.01kWh)	PHASE B	
Wmax PB	0x0C60	3168	H16	x 0,1	R	Phase B max active power (x0.1kW)		
VARh PB	0x0C61	3169	H16	x 0,01	R	Phase B reactive energy (x0.01kVARh)		
Iav PB	0x0C62	3170	H16	x 0,1	R	Phase B average current (x0.1A)		
THD PB	0x0C63	3171	H16	1	R	Phase B average current THD (%)		
Wh PC	0x0C64	3172	H16	x 0,01	R	Phase C active energy (x0.01kWh)	PHASE C	
Wmax PC	0x0C65	3173	H16	x 0,1	R	Phase C max active power (x0.1kW)		
VARh PC	0x0C66	3174	H16	x 0,01	R	Phase C reactive energy (x0.01kVARh)		
Iav PC	0x0C67	3175	H16	x 0,1	R	Phase C average current (x0.1A)		
THD PC	0x0C68	3176	H16	1	R	Phase C average current THD (%)		

MEASUREMENT BOARD N° 2						
Config	0x0C69	3177	H16		R	CT configuration (Please, observe the board)
Wh 3P	0x0C6A	3178	H16	x 0,01	R	Triphase active energy (x0.01kWh)
Wmax 3P	0x0C6B	3179	H16	x 0,1	R	Triphase max active power (x0.1kW)
VARh 3P	0x0C6C	3180	H16	x 0,01	R	Triphase reactive energy (x0.01kVARh)
VAh 3P	0x0C6D	3181	H16	x 0,01	R	Triphase apparent energy (x0.01kVAh)
CosPhi 3P	0x0C6E	3182	H16	1	R	Triphase Cos Phi (%)
TanPhi 3P	0x0C6F	3183	H16	1	R	Triphase Tan Phi (%)
lav 3P	0x0C70	3184	H16	x 0,1	R	Triphase average current (x0.1A)
THD 3P	0x0C71	3185	H16	1	R	Triphase average current THD (%)
Wh PA	0x0C72	3186	H16	x 0,01	R	Phase A active energy (x0.01kWh)
Wmax PA	0x0C73	3187	H16	x 0,1	R	Phase A max active power (x0.1kW)
VARh PA	0x0C74	3188	H16	x 0,01	R	Phase A reactive energy (x0.01kVARh)
lav PA	0x0C75	3189	H16	x 0,1	R	Phase A average current (x0.1A)
THD PA	0x0C76	3190	H16	1	R	Phase A average current THD (%)
Wh PB	0x0C77	3191	H16	x 0,01	R	Phase B active energy (x0.01kWh)
Wmax PB	0x0C78	3192	H16	x 0,1	R	Phase B max active power (x0.1kW)
VARh PB	0x0C79	3193	H16	x 0,01	R	Phase B reactive energy (x0.01kVARh)
lav PB	0x0C7A	3194	H16	x 0,1	R	Phase B average current (x0.1A)
THD PB	0x0C7B	3195	H16	1	R	Phase B average current THD (%)
Wh PC	0x0C7C	3196	H16	x 0,01	R	Phase C active energy (x0.01kWh)
Wmax PC	0x0C7D	3197	H16	x 0,1	R	Phase C max active power (x0.1kW)
VARh PC	0x0C7E	3198	H16	x 0,01	R	Phase C reactive energy (x0.01kVARh)
lav PC	0x0C7F	3199	H16	x 0,1	R	Phase C average current (x0.1A)
THD PC	0x0C80	3200	H16	1	R	Phase C average current THD (%)
MEASUREMENT BOARD N° 3						
Config	0x0C81	3201	H16		R	CT configuration (Please, observe the board)
Wh 3P	0x0C82	3202	H16	x 0,01	R	Triphase active energy (x0.01kWh)
Wmax 3P	0x0C83	3203	H16	x 0,1	R	Triphase max active power (x0.1kW)
VARh 3P	0x0C84	3204	H16	x 0,01	R	Triphase reactive energy (x0.01kVARh)
VAh 3P	0x0C85	3205	H16	x 0,01	R	Triphase apparent energy (x0.01kVAh)
CosPhi 3P	0x0C86	3206	H16	1	R	Triphase Cos Phi (%)
TanPhi 3P	0x0C87	3207	H16	1	R	Triphase Tan Phi (%)
lav 3P	0x0C88	3208	H16	x 0,1	R	Triphase average current (x0.1A)
THD 3P	0x0C89	3209	H16	1	R	Triphase average current THD (%)
Wh PA	0x0C8A	3210	H16	x 0,01	R	Phase A active energy (x0.01kWh)
Wmax PA	0x0C8B	3211	H16	x 0,1	R	Phase A max active power (x0.1kW)
VARh PA	0x0C8C	3212	H16	x 0,01	R	Phase A reactive energy (x0.01kVARh)
lav PA	0x0C8D	3213	H16	x 0,1	R	Phase A average current (x0.1A)
THD PA	0x0C8E	3214	H16	1	R	Phase A average current THD (%)
Wh PB	0x0C8F	3215	H16	x 0,01	R	Phase B active energy (x0.01kWh)
Wmax PB	0x0C90	3216	H16	x 0,1	R	Phase B max active power (x0.1kW)
VARh PB	0x0C91	3217	H16	x 0,01	R	Phase B reactive energy (x0.01kVARh)
lav PB	0x0C92	3218	H16	x 0,1	R	Phase B average current (x0.1A)
THD PB	0x0C93	3219	H16	1	R	Phase B average current THD (%)
Wh PC	0x0C94	3220	H16	x 0,01	R	Phase C active energy (x0.01kWh)
Wmax PC	0x0C95	3221	H16	x 0,1	R	Phase C max active power (x0.1kW)
VARh PC	0x0C96	3222	H16	x 0,01	R	Phase C reactive energy (x0.01kVARh)
lav PC	0x0C97	3223	H16	x 0,1	R	Phase C average current (x0.1A)
THD PC	0x0C98	3224	H16	1	R	Phase C average current THD (%)
MEASUREMENT BOARD N° 4						
Config	0x0C99	3225	H16		R	CT configuration (Please, observe the board)
Wh 3P	0x0C9A	3226	H16	x 0,01	R	Triphase active energy (x0.01kWh)
Wmax 3P	0x0C9B	3227	H16	x 0,1	R	Triphase max active power (x0.1kW)
VARh 3P	0x0C9C	3228	H16	x 0,01	R	Triphase reactive energy (x0.01kVARh)
VAh 3P	0x0C9D	3229	H16	x 0,01	R	Triphase apparent energy (x0.01kVAh)
CosPhi 3P	0x0C9E	3230	H16	1	R	Triphase Cos Phi (%)
TanPhi 3P	0x0C9F	3231	H16	1	R	Triphase Tan Phi (%)
lav 3P	0x0CA0	3232	H16	x 0,1	R	Triphase average current (x0.1A)
THD 3P	0x0CA1	3233	H16	1	R	Triphase average current THD (%)
Wh PA	0x0CA2	3234	H16	x 0,01	R	Phase A active energy (x0.01kWh)
Wmax PA	0x0CA3	3235	H16	x 0,1	R	Phase A max active power (x0.1kW)
VARh PA	0x0CA4	3236	H16	x 0,01	R	Phase A reactive energy (x0.01kVARh)
lav PA	0x0CA5	3237	H16	x 0,1	R	Phase A average current (x0.1A)
THD PA	0x0CA6	3238	H16	1	R	Phase A average current THD (%)
Wh PB	0x0CA7	3239	H16	x 0,01	R	Phase B active energy (x0.01kWh)
Wmax PB	0x0CA8	3240	H16	x 0,1	R	Phase B max active power (x0.1kW)
VARh PB	0x0CA9	3241	H16	x 0,01	R	Phase B reactive energy (x0.01kVARh)
lav PB	0x0CAA	3242	H16	x 0,1	R	Phase B average current (x0.1A)
THD PB	0x0CAB	3243	H16	1	R	Phase B average current THD (%)
Wh PC	0x0CAC	3244	H16	x 0,01	R	Phase C active energy (x0.01kWh)
Wmax PC	0x0CAD	3245	H16	x 0,1	R	Phase C max active power (x0.1kW)
VARh PC	0x0CAE	3246	H16	x 0,01	R	Phase C reactive energy (x0.01kVARh)
lav PC	0x0CAF	3247	H16	x 0,1	R	Phase C average current (x0.1A)
THD PC	0x0CB0	3248	H16	1	R	Phase C average current THD (%)

MEASUREMENT BOARD N° 5						
Config	0x0CB1	3249	H16		R	CT configuration (Please, observe the board)
Wh 3P	0x0CB2	3250	H16	x 0,01	R	Triphase active energy (x0.01kWh)
Wmax 3P	0x0CB3	3251	H16	x 0,1	R	Triphase max active power (x0.1kW)
VARh 3P	0x0CB4	3252	H16	x 0,01	R	Triphase reactive energy (x0.01kVARh)
VAh 3P	0x0CB5	3253	H16	x 0,01	R	Triphase apparent energy (x0.01kVAh)
CosPhi 3P	0x0CB6	3254	H16	1	R	Triphase Cos Phi (%)
TanPhi 3P	0x0CB7	3255	H16	1	R	Triphase Tan Phi (%)
lav 3P	0x0CB8	3256	H16	x 0,1	R	Triphase average current (x0.1A)
THD 3P	0x0CB9	3257	H16	1	R	Triphase average current THD (%)
Wh PA	0x0CBA	3258	H16	x 0,01	R	Phase A active energy (x0.01kWh)
Wmax PA	0x0CBB	3259	H16	x 0,1	R	Phase A max active power (x0.1kW)
VARh PA	0x0CBC	3260	H16	x 0,01	R	Phase A reactive energy (x0.01kVARh)
lav PA	0x0CBD	3261	H16	x 0,1	R	Phase A average current (x0.1A)
THD PA	0x0CBE	3262	H16	1	R	Phase A average current THD (%)
Wh PB	0x0CBF	3263	H16	x 0,01	R	Phase B active energy (x0.01kWh)
Wmax PB	0x0CC0	3264	H16	x 0,1	R	Phase B max active power (x0.1kW)
VARh PB	0x0CC1	3265	H16	x 0,01	R	Phase B reactive energy (x0.01kVARh)
lav PB	0x0CC2	3266	H16	x 0,1	R	Phase B average current (x0.1A)
THD PB	0x0CC3	3267	H16	1	R	Phase B average current THD (%)
Wh PC	0x0CC4	3268	H16	x 0,01	R	Phase C active energy (x0.01kWh)
Wmax PC	0x0CC5	3269	H16	x 0,1	R	Phase C max active power (x0.1kW)
VARh PC	0x0CC6	3270	H16	x 0,01	R	Phase C reactive energy (x0.01kVARh)
lav PC	0x0CC7	3271	H16	x 0,1	R	Phase C average current (x0.1A)
THD PC	0x0CC8	3272	H16	1	R	Phase C average current THD (%)
MEASUREMENT BOARD N° 6						
Config	0x0CC9	3273	H16		R	CT configuration (Please, observe the board)
Wh 3P	0x0CCA	3274	H16	x 0,01	R	Triphase active energy (x0.01kWh)
Wmax 3P	0x0CCB	3275	H16	x 0,1	R	Triphase max active power (x0.1kW)
VARh 3P	0x0CCC	3276	H16	x 0,01	R	Triphase reactive energy (x0.01kVARh)
VAh 3P	0x0CCD	3277	H16	x 0,01	R	Triphase apparent energy (x0.01kVAh)
CosPhi 3P	0x0CCE	3278	H16	1	R	Triphase Cos Phi (%)
TanPhi 3P	0x0CCF	3279	H16	1	R	Triphase Tan Phi (%)
lav 3P	0x0CD0	3280	H16	x 0,1	R	Triphase average current (x0.1A)
THD 3P	0x0CD1	3281	H16	1	R	Triphase average current THD (%)
Wh PA	0x0CD2	3282	H16	x 0,01	R	Phase A active energy (x0.01kWh)
Wmax PA	0x0CD3	3283	H16	x 0,1	R	Phase A max active power (x0.1kW)
VARh PA	0x0CD4	3284	H16	x 0,01	R	Phase A reactive energy (x0.01kVARh)
lav PA	0x0CD5	3285	H16	x 0,1	R	Phase A average current (x0.1A)
THD PA	0x0CD6	3286	H16	1	R	Phase A average current THD (%)
Wh PB	0x0CD7	3287	H16	x 0,01	R	Phase B active energy (x0.01kWh)
Wmax PB	0x0CD8	3288	H16	x 0,1	R	Phase B max active power (x0.1kW)
VARh PB	0x0CD9	3289	H16	x 0,01	R	Phase B reactive energy (x0.01kVARh)
lav PB	0x0CDA	3290	H16	x 0,1	R	Phase B average current (x0.1A)
THD PB	0x0CDB	3291	H16	1	R	Phase B average current THD (%)
Wh PC	0x0CDC	3292	H16	x 0,01	R	Phase C active energy (x0.01kWh)
Wmax PC	0x0CDD	3293	H16	x 0,1	R	Phase C max active power (x0.1kW)
VARh PC	0x0CDE	3294	H16	x 0,01	R	Phase C reactive energy (x0.01kVARh)
lav PC	0x0CDF	3295	H16	x 0,1	R	Phase C average current (x0.1A)
THD PC	0x0CE0	3296	H16	1	R	Phase C average current THD (%)
MEASUREMENT BOARD N° 7						
Config	0x0CE1	3297	H16		R	CT configuration (Please, observe the board)
Wh 3P	0x0CE2	3298	H16	x 0,01	R	Triphase active energy (x0.01kWh)
Wmax 3P	0x0CE3	3299	H16	x 0,1	R	Triphase max active power (x0.1kW)
VARh 3P	0x0CE4	3300	H16	x 0,01	R	Triphase reactive energy (x0.01kVARh)
VAh 3P	0x0CE5	3301	H16	x 0,01	R	Triphase apparent energy (x0.01kVAh)
CosPhi 3P	0x0CE6	3302	H16	1	R	Triphase Cos Phi (%)
TanPhi 3P	0x0CE7	3303	H16	1	R	Triphase Tan Phi (%)
lav 3P	0x0CE8	3304	H16	x 0,1	R	Triphase average current (x0.1A)
THD 3P	0x0CE9	3305	H16	1	R	Triphase average current THD (%)
Wh PA	0x0CEA	3306	H16	x 0,01	R	Phase A active energy (x0.01kWh)
Wmax PA	0x0CEB	3307	H16	x 0,1	R	Phase A max active power (x0.1kW)
VARh PA	0x0CEC	3308	H16	x 0,01	R	Phase A reactive energy (x0.01kVARh)
lav PA	0x0CED	3309	H16	x 0,1	R	Phase A average current (x0.1A)
THD PA	0x0CEE	3310	H16	1	R	Phase A average current THD (%)
Wh PB	0x0CEF	3311	H16	x 0,01	R	Phase B active energy (x0.01kWh)
Wmax PB	0x0CF0	3312	H16	x 0,1	R	Phase B max active power (x0.1kW)
VARh PB	0x0CF1	3313	H16	x 0,01	R	Phase B reactive energy (x0.01kVARh)
lav PB	0x0CF2	3314	H16	x 0,1	R	Phase B average current (x0.1A)
THD PB	0x0CF3	3315	H16	1	R	Phase B average current THD (%)
Wh PC	0x0CF4	3316	H16	x 0,01	R	Phase C active energy (x0.01kWh)
Wmax PC	0x0CF5	3317	H16	x 0,1	R	Phase C max active power (x0.1kW)
VARh PC	0x0CF6	3318	H16	x 0,01	R	Phase C reactive energy (x0.01kVARh)
lav PC	0x0CF7	3319	H16	x 0,1	R	Phase C average current (x0.1A)
THD PC	0x0CF8	3320	H16	1	R	Phase C average current THD (%)

MEASUREMENT BOARD N° 8						
Config	0x0CF9	3321	H16		R	CT configuration (Please, observe the board)
Wh 3P	0x0CFA	3322	H16	x 0,01	R	Triphase active energy (x0.01kWh)
Wmax 3P	0x0CFB	3323	H16	x 0,1	R	Triphase max active power (x0.1kW)
VARh 3P	0x0CFC	3324	H16	x 0,01	R	Triphase reactive energy (x0.01kVARh)
VAh 3P	0x0CFD	3325	H16	x 0,01	R	Triphase apparent energy (x0.01kVAh)
CosPhi 3P	0x0CFE	3326	H16	1	R	Triphase Cos Phi (%)
TanPhi 3P	0x0CFF	3327	H16	1	R	Triphase Tan Phi (%)
lav 3P	0x0D00	3328	H16	x 0,1	R	Triphase average current (x0.1A)
THD 3P	0x0D01	3329	H16	1	R	Triphase average current THD (%)
Wh PA	0x0D02	3330	H16	x 0,01	R	Phase A active energy (x0.01kWh)
Wmax PA	0x0D03	3331	H16	x 0,1	R	Phase A max active power (x0.1kW)
VARh PA	0x0D04	3332	H16	x 0,01	R	Phase A reactive energy (x0.01kVARh)
lav PA	0x0D05	3333	H16	x 0,1	R	Phase A average current (x0.1A)
THD PA	0x0D06	3334	H16	1	R	Phase A average current THD (%)
Wh PB	0x0D07	3335	H16	x 0,01	R	Phase B active energy (x0.01kWh)
Wmax PB	0x0D08	3336	H16	x 0,1	R	Phase B max active power (x0.1kW)
VARh PB	0x0D09	3337	H16	x 0,01	R	Phase B reactive energy (x0.01kVARh)
lav PB	0x0D0A	3338	H16	x 0,1	R	Phase B average current (x0.1A)
THD PB	0x0D0B	3339	H16	1	R	Phase B average current THD (%)
Wh PC	0x0D0C	3340	H16	x 0,01	R	Phase C active energy (x0.01kWh)
Wmax PC	0x0D0D	3341	H16	x 0,1	R	Phase C max active power (x0.1kW)
VARh PC	0x0D0E	3342	H16	x 0,01	R	Phase C reactive energy (x0.01kVARh)
lav PC	0x0D0F	3343	H16	x 0,1	R	Phase C average current (x0.1A)
THD PC	0x0D10	3344	H16	1	R	Phase C average current THD (%)
MEASUREMENT BOARD N° 9						
Config	0x0D11	3345	H16		R	CT configuration (Please, observe the board)
Wh 3P	0x0D12	3346	H16	x 0,01	R	Triphase active energy (x0.01kWh)
Wmax 3P	0x0D13	3347	H16	x 0,1	R	Triphase max active power (x0.1kW)
VARh 3P	0x0D14	3348	H16	x 0,01	R	Triphase reactive energy (x0.01kVARh)
VAh 3P	0x0D15	3349	H16	x 0,01	R	Triphase apparent energy (x0.01kVAh)
CosPhi 3P	0x0D16	3350	H16	1	R	Triphase Cos Phi (%)
TanPhi 3P	0x0D17	3351	H16	1	R	Triphase Tan Phi (%)
lav 3P	0x0D18	3352	H16	x 0,1	R	Triphase average current (x0.1A)
THD 3P	0x0D19	3353	H16	1	R	Triphase average current THD (%)
Wh PA	0x0D1A	3354	H16	x 0,01	R	Phase A active energy (x0.01kWh)
Wmax PA	0x0D1B	3355	H16	x 0,1	R	Phase A max active power (x0.1kW)
VARh PA	0x0D1C	3356	H16	x 0,01	R	Phase A reactive energy (x0.01kVARh)
lav PA	0x0D1D	3357	H16	x 0,1	R	Phase A average current (x0.1A)
THD PA	0x0D1E	3358	H16	1	R	Phase A average current THD (%)
Wh PB	0x0D1F	3359	H16	x 0,01	R	Phase B active energy (x0.01kWh)
Wmax PB	0x0D20	3360	H16	x 0,1	R	Phase B max active power (x0.1kW)
VARh PB	0x0D21	3361	H16	x 0,01	R	Phase B reactive energy (x0.01kVARh)
lav PB	0x0D22	3362	H16	x 0,1	R	Phase B average current (x0.1A)
THD PB	0x0D23	3363	H16	1	R	Phase B average current THD (%)
Wh PC	0x0D24	3364	H16	x 0,01	R	Phase C active energy (x0.01kWh)
Wmax PC	0x0D25	3365	H16	x 0,1	R	Phase C max active power (x0.1kW)
VARh PC	0x0D26	3366	H16	x 0,01	R	Phase C reactive energy (x0.01kVARh)
lav PC	0x0D27	3367	H16	x 0,1	R	Phase C average current (x0.1A)
THD PC	0x0D28	3368	H16	1	R	Phase C average current THD (%)
MEASUREMENT BOARD N° 10						
Config	0x0D29	3369	H16		R	CT configuration (Please, observe the board)
Wh 3P	0x0D2A	3370	H16	x 0,01	R	Triphase active energy (x0.01kWh)
Wmax 3P	0x0D2B	3371	H16	x 0,1	R	Triphase max active power (x0.1kW)
VARh 3P	0x0D2C	3372	H16	x 0,01	R	Triphase reactive energy (x0.01kVARh)
VAh 3P	0x0D2D	3373	H16	x 0,01	R	Triphase apparent energy (x0.01kVAh)
CosPhi 3P	0x0D2E	3374	H16	1	R	Triphase Cos Phi (%)
TanPhi 3P	0x0D2F	3375	H16	1	R	Triphase Tan Phi (%)
lav 3P	0x0D30	3376	H16	x 0,1	R	Triphase average current (x0.1A)
THD 3P	0x0D31	3377	H16	1	R	Triphase average current THD (%)
Wh PA	0x0D32	3378	H16	x 0,01	R	Phase A active energy (x0.01kWh)
Wmax PA	0x0D33	3379	H16	x 0,1	R	Phase A max active power (x0.1kW)
VARh PA	0x0D34	3380	H16	x 0,01	R	Phase A reactive energy (x0.01kVARh)
lav PA	0x0D35	3381	H16	x 0,1	R	Phase A average current (x0.1A)
THD PA	0x0D36	3382	H16	1	R	Phase A average current THD (%)
Wh PB	0x0D37	3383	H16	x 0,01	R	Phase B active energy (x0.01kWh)
Wmax PB	0x0D38	3384	H16	x 0,1	R	Phase B max active power (x0.1kW)
VARh PB	0x0D39	3385	H16	x 0,01	R	Phase B reactive energy (x0.01kVARh)
lav PB	0x0D3A	3386	H16	x 0,1	R	Phase B average current (x0.1A)
THD PB	0x0D3B	3387	H16	1	R	Phase B average current THD (%)
Wh PC	0x0D3C	3388	H16	x 0,01	R	Phase C active energy (x0.01kWh)
Wmax PC	0x0D3D	3389	H16	x 0,1	R	Phase C max active power (x0.1kW)
VARh PC	0x0D3E	3390	H16	x 0,01	R	Phase C reactive energy (x0.01kVARh)
lav PC	0x0D3F	3391	H16	x 0,1	R	Phase C average current (x0.1A)
THD PC	0x0D40	3392	H16	1	R	Phase C average current THD (%)

MEASUREMENT BOARD N° 11						
Config	0x0D41	3393	H16		R	CT configuration (Please, observe the board)
Wh 3P	0x0D42	3394	H16	x 0,01	R	Triphase active energy (x0.01kWh)
Wmax 3P	0x0D43	3395	H16	x 0,1	R	Triphase max active power (x0.1kW)
VARh 3P	0x0D44	3396	H16	x 0,01	R	Triphase reactive energy (x0.01kVARh)
VAh 3P	0x0D45	3397	H16	x 0,01	R	Triphase apparent energy (x0.01kVAh)
CosPhi 3P	0x0D46	3398	H16	1	R	Triphase Cos Phi (%)
TanPhi 3P	0x0D47	3399	H16	1	R	Triphase Tan Phi (%)
Iav 3P	0x0D48	3400	H16	x 0,1	R	Triphase average current (x0.1A)
THD 3P	0x0D49	3401	H16	1	R	Triphase average current THD (%)
Wh PA	0x0D4A	3402	H16	x 0,01	R	Phase A active energy (x0.01kWh)
Wmax PA	0x0D4B	3403	H16	x 0,1	R	Phase A max active power (x0.1kW)
VARh PA	0x0D4C	3404	H16	x 0,01	R	Phase A reactive energy (x0.01kVARh)
Iav PA	0x0D4D	3405	H16	x 0,1	R	Phase A average current (x0.1A)
THD PA	0x0D4E	3406	H16	1	R	Phase A average current THD (%)
Wh PB	0x0D4F	3407	H16	x 0,01	R	Phase B active energy (x0.01kWh)
Wmax PB	0x0D50	3408	H16	x 0,1	R	Phase B max active power (x0.1kW)
VARh PB	0x0D51	3409	H16	x 0,01	R	Phase B reactive energy (x0.01kVARh)
Iav PB	0x0D52	3410	H16	x 0,1	R	Phase B average current (x0.1A)
THD PB	0x0D53	3411	H16	1	R	Phase B average current THD (%)
Wh PC	0x0D54	3412	H16	x 0,01	R	Phase C active energy (x0.01kWh)
Wmax PC	0x0D55	3413	H16	x 0,1	R	Phase C max active power (x0.1kW)
VARh PC	0x0D56	3414	H16	x 0,01	R	Phase C reactive energy (x0.01kVARh)
Iav PC	0x0D57	3415	H16	x 0,1	R	Phase C average current (x0.1A)
THD PC	0x0D58	3416	H16	1	R	Phase C average current THD (%)
MEASUREMENT BOARD N° 12						
Config	0x0D59	3417	H16		R	CT configuration (Please, observe the board)
Wh 3P	0x0D5A	3418	H16	x 0,01	R	Triphase active energy (x0.01kWh)
Wmax 3P	0x0D5B	3419	H16	x 0,1	R	Triphase max active power (x0.1kW)
VARh 3P	0x0D5C	3420	H16	x 0,01	R	Triphase reactive energy (x0.01kVARh)
VAh 3P	0x0D5D	3421	H16	x 0,01	R	Triphase apparent energy (x0.01kVAh)
CosPhi 3P	0x0D5E	3422	H16	1	R	Triphase Cos Phi (%)
TanPhi 3P	0x0D5F	3423	H16	1	R	Triphase Tan Phi (%)
Iav 3P	0x0D60	3424	H16	x 0,1	R	Triphase average current (x0.1A)
THD 3P	0x0D61	3425	H16	1	R	Triphase average current THD (%)
Wh PA	0x0D62	3426	H16	x 0,01	R	Phase A active energy (x0.01kWh)
Wmax PA	0x0D63	3427	H16	x 0,1	R	Phase A max active power (x0.1kW)
VARh PA	0x0D64	3428	H16	x 0,01	R	Phase A reactive energy (x0.01kVARh)
Iav PA	0x0D65	3429	H16	x 0,1	R	Phase A average current (x0.1A)
THD PA	0x0D66	3430	H16	1	R	Phase A average current THD (%)
Wh PB	0x0D67	3431	H16	x 0,01	R	Phase B active energy (x0.01kWh)
Wmax PB	0x0D68	3432	H16	x 0,1	R	Phase B max active power (x0.1kW)
VARh PB	0x0D69	3433	H16	x 0,01	R	Phase B reactive energy (x0.01kVARh)
Iav PB	0x0D6A	3434	H16	x 0,1	R	Phase B average current (x0.1A)
THD PB	0x0D6B	3435	H16	1	R	Phase B average current THD (%)
Wh PC	0x0D6C	3436	H16	x 0,01	R	Phase C active energy (x0.01kWh)
Wmax PC	0x0D6D	3437	H16	x 0,1	R	Phase C max active power (x0.1kW)
VARh PC	0x0D6E	3438	H16	x 0,01	R	Phase C reactive energy (x0.01kVARh)
Iav PC	0x0D6F	3439	H16	x 0,1	R	Phase C average current (x0.1A)
THD PC	0x0D70	3440	H16	1	R	Phase C average current THD (%)
RECORDING AREA ENERGY36 N° 9						
Serial Number 1	0x0D71	3441	H64		R	Serial number (64 bits)
Serial Number 2	0x0D72	3442				
Serial Number 3	0x0D73	3443				
Serial Number 4	0x0D74	3444				
DateRec Low	0x0D75	3445	H48		R	Year - Month Day - Hour Recording date Minute - Seconde
DateRec Med	0x0D76	3446				
DateRec High	0x0D77	3447				
Date Low	0x0D78	3448	H48		R/W	Year - Month Day - Hour Date Minute - Seconde
Date Med	0x0D79	3449				
Date High	0x0D7A	3450				
Version/Type	0x0D7B	3451	H16		R	Software version + System type
New+Time MB	0x0D7C	3452	H16		R	New recording + Remaining time
Time Record	0x0D7D	3453	H16		R	time before next registration (sec)
ChanList	0x0D7E	3454	H16		R	1 bit for a MEASUREMENT BOARD (connected MEASUREMENT BOARD = 1)
Switch	0x0D7F	3455	H16		R	N° MB + RF_ONOFF + RF_EN + RF_MS + RF_GROUP
AN	0x0D80	3456	H16		R	Analogic input rating
Temperature	0x0D81	3457	H16		R	Inner temperature (°C)
Pulse IN	0x0D82	3458	H16		R	TOR input status 1 (bit 0) - 2 (bit 1) - 3 (bit 2) - 4 (bit 3)
Pulse 1 Low	0x0D83	3459	H16		R	Impulsive meter 1
Pulse 2 Low	0x0D84	3460	H16		R	Impulsive meter 2
Pulse 3 Low	0x0D85	3461	H16		R	Impulsive meter 3
Pulse 4 Low	0x0D86	3462	H16		R	Impulsive meter 4
Period Record	0x0D87	3463	H16		R/W	time before next registration (sec)
TORout	0x0D88	3464	H16		R/W	1 bit for a MEASUREMENT BOARD (connected MEASUREMENT BOARD = 1)

Common recorded data to the 12 measurement board (VOLTAGE / FREQUENCY / MICROCUT)						
Network	0x0D89	3465	H16		R	Kind of network : Mono/Tri
Freq	0x0D8A	3466	H16	x 0,1	R	Network frequency (Hz)
Vav 3P	0x0D8B	3467	H16	x 0,1	R	Triphase average voltage (x0.1V)
Vmin 3P	0x0D8C	3468	H16	x 0,1	R	Triphase min voltage (x0.1V)
Vmax 3P	0x0D8D	3469	H16	x 0,1	R	Triphase max voltage (x0.1V)
MCcnt 3P	0x0D8E	3470	H16	1	R	Triphase microcut meter
Vav PA	0x0D8F	3471	H16	x 0,1	R	Phase A average voltage (x0.1V)
Vmin PA	0x0D90	3472	H16	x 0,1	R	Phase A min voltage (x0.1V)
Vmax PA	0x0D91	3473	H16	x 0,1	R	Phase A max voltage (x0.1V)
MCcnt PA	0x0D92	3474	H16	1	R	Phase A microcut meter
Vav PB	0x0D93	3475	H16	x 0,1	R	Phase B average voltage (x0.1V)
Vmin PB	0x0D94	3476	H16	x 0,1	R	Phase B min voltage (x0.1V)
Vmax PB	0x0D95	3477	H16	x 0,1	R	Phase B max voltage (x0.1V)
MCcnt PB	0x0D96	3478	H16	1	R	Phase B microcut meter
Vav PC	0x0D97	3479	H16	x 0,1	R	Phase C average voltage (x0.1V)
Vmin PC	0x0D98	3480	H16	x 0,1	R	Phase C min voltage (x0.1V)
Vmax PC	0x0D99	3481	H16	x 0,1	R	Phase C max voltage (x0.1V)
MCcnt PC	0x0D9A	3482	H16	1	R	Phase C microcut meter
	0x0D9B	3483				
	0x0D9C	3484				
	0x0D9D	3485				
	0x0D9E	3486				
	0x0D9F	3487				
	0x0DA0	3488				
Recorded data for each measurement board(ENERGY/POWER/COS Phi/TAN Phi/CURRENT/THD)						
MEASUREMENT BOARD N° 1						
Config	0x0DA1	3489	H16		R	CT configuration (Please, observe the board)
Wh 3P	0x0DA2	3490	H16	x 0,01	R	Triphase active energy (x0.01kWh)
Wmax 3P	0x0DA3	3491	H16	x 0,1	R	Triphase max active power (x0.1kW)
VARh 3P	0x0DA4	3492	H16	x 0,01	R	Triphase reactive energy (x0.01kVARh)
VAh 3P	0x0DA5	3493	H16	x 0,01	R	Triphase apparent energy (x0.01kVAh)
CosPhi 3P	0x0DA6	3494	H16	1	R	Triphase Cos Phi (%)
TanPhi 3P	0x0DA7	3495	H16	1	R	Triphase Tan Phi (%)
Iav 3P	0x0DA8	3496	H16	x 0,1	R	Triphase average current (x0.1A)
THD 3P	0x0DA9	3497	H16	1	R	Triphase average current THD (%)
Wh PA	0x0DAA	3498	H16	x 0,01	R	Phase A active energy (x0.01kWh)
Wmax PA	0x0DAB	3499	H16	x 0,1	R	Phase A max active power (x0.1kW)
VARh PA	0x0DAC	3500	H16	x 0,01	R	Phase A reactive energy (x0.01kVARh)
Iav PA	0x0DAD	3501	H16	x 0,1	R	Phase A average current (x0.1A)
THD PA	0x0DAE	3502	H16	1	R	Phase A average current THD (%)
Wh PB	0x0DAF	3503	H16	x 0,01	R	Phase B active energy (x0.01kWh)
Wmax PB	0x0DB0	3504	H16	x 0,1	R	Phase B max active power (x0.1kW)
VARh PB	0x0DB1	3505	H16	x 0,01	R	Phase B reactive energy (x0.01kVARh)
Iav PB	0x0DB2	3506	H16	x 0,1	R	Phase B average current (x0.1A)
THD PB	0x0DB3	3507	H16	1	R	Phase B average current THD (%)
Wh PC	0x0DB4	3508	H16	x 0,01	R	Phase C active energy (x0.01kWh)
Wmax PC	0x0DB5	3509	H16	x 0,1	R	Phase C max active power (x0.1kW)
VARh PC	0x0DB6	3510	H16	x 0,01	R	Phase C reactive energy (x0.01kVARh)
Iav PC	0x0DB7	3511	H16	x 0,1	R	Phase C average current (x0.1A)
THD PC	0x0DB8	3512	H16	1	R	Phase C average current THD (%)
MEASUREMENT BOARD N° 2						
Config	0x0DB9	3513	H16		R	CT configuration (Please, observe the board)
Wh 3P	0x0DBA	3514	H16	x 0,01	R	Triphase active energy (x0.01kWh)
Wmax 3P	0x0DBB	3515	H16	x 0,1	R	Triphase max active power (x0.1kW)
VARh 3P	0x0DBC	3516	H16	x 0,01	R	Triphase reactive energy (x0.01kVARh)
VAh 3P	0x0DBD	3517	H16	x 0,01	R	Triphase apparent energy (x0.01kVAh)
CosPhi 3P	0x0DBE	3518	H16	1	R	Triphase Cos Phi (%)
TanPhi 3P	0x0DBF	3519	H16	1	R	Triphase Tan Phi (%)
Iav 3P	0x0DC0	3520	H16	x 0,1	R	Triphase average current (x0.1A)
THD 3P	0x0DC1	3521	H16	1	R	Triphase average current THD (%)
Wh PA	0x0DC2	3522	H16	x 0,01	R	Phase A active energy (x0.01kWh)
Wmax PA	0x0DC3	3523	H16	x 0,1	R	Phase A max active power (x0.1kW)
VARh PA	0x0DC4	3524	H16	x 0,01	R	Phase A reactive energy (x0.01kVARh)
Iav PA	0x0DC5	3525	H16	x 0,1	R	Phase A average current (x0.1A)
THD PA	0x0DC6	3526	H16	1	R	Phase A average current THD (%)
Wh PB	0x0DC7	3527	H16	x 0,01	R	Phase B active energy (x0.01kWh)
Wmax PB	0x0DC8	3528	H16	x 0,1	R	Phase B max active power (x0.1kW)
VARh PB	0x0DC9	3529	H16	x 0,01	R	Phase B reactive energy (x0.01kVARh)
Iav PB	0x0DCA	3530	H16	x 0,1	R	Phase B average current (x0.1A)
THD PB	0x0DCB	3531	H16	1	R	Phase B average current THD (%)
Wh PC	0x0DCC	3532	H16	x 0,01	R	Phase C active energy (x0.01kWh)
Wmax PC	0x0DCD	3533	H16	x 0,1	R	Phase C max active power (x0.1kW)
VARh PC	0x0DCE	3534	H16	x 0,01	R	Phase C reactive energy (x0.01kVARh)
Iav PC	0x0DCF	3535	H16	x 0,1	R	Phase C average current (x0.1A)

THD PC	0x0DD0	3536	H16	1	R	Phase C average current THD (%)	
MEASUREMENT BOARD N° 3							
Config	0x0DD1	3537	H16		R	CT configuration (Please, observe the board)	
Wh 3P	0x0DD2	3538	H16	x 0,01	R	Triphase active energy (x0.01kWh)	TRI-PHASE
Wmax 3P	0x0DD3	3539	H16	x 0,1	R	Triphase max active power (x0.1kW)	
VARh 3P	0x0DD4	3540	H16	x 0,01	R	Triphase reactive energy (x0.01kVARh)	
VAh 3P	0x0DD5	3541	H16	x 0,01	R	Triphase apparent energy (x0.01kVAh)	
CosPhi 3P	0x0DD6	3542	H16	1	R	Triphase Cos Phi (%)	
TanPhi 3P	0x0DD7	3543	H16	1	R	Triphase Tan Phi (%)	
lav 3P	0x0DD8	3544	H16	x 0,1	R	Triphase average current (x0.1A)	
THD 3P	0x0DD9	3545	H16	1	R	Triphase average current THD (%)	
Wh PA	0x0DDA	3546	H16	x 0,01	R	Phase A active energy (x0.01kWh)	PHASE A
Wmax PA	0x0ddb	3547	H16	x 0,1	R	Phase A max active power (x0.1kW)	
VARh PA	0x0DDC	3548	H16	x 0,01	R	Phase A reactive energy (x0.01kVARh)	
lav PA	0x0DDD	3549	H16	x 0,1	R	Phase A average current (x0.1A)	
THD PA	0x0DDE	3550	H16	1	R	Phase A average current THD (%)	
Wh PB	0x0DDF	3551	H16	x 0,01	R	Phase B active energy (x0.01kWh)	PHASE B
Wmax PB	0x0DE0	3552	H16	x 0,1	R	Phase B max active power (x0.1kW)	
VARh PB	0x0DE1	3553	H16	x 0,01	R	Phase B reactive energy (x0.01kVARh)	
lav PB	0x0DE2	3554	H16	x 0,1	R	Phase B average current (x0.1A)	
THD PB	0x0DE3	3555	H16	1	R	Phase B average current THD (%)	
Wh PC	0x0DE4	3556	H16	x 0,01	R	Phase C active energy (x0.01kWh)	PHASE C
Wmax PC	0x0DE5	3557	H16	x 0,1	R	Phase C max active power (x0.1kW)	
VARh PC	0x0DE6	3558	H16	x 0,01	R	Phase C reactive energy (x0.01kVARh)	
lav PC	0x0DE7	3559	H16	x 0,1	R	Phase C average current (x0.1A)	
THD PC	0x0DE8	3560	H16	1	R	Phase C average current THD (%)	
MEASUREMENT BOARD N° 4							
Config	0x0DE9	3561	H16		R	CT configuration (Please, observe the board)	
Wh 3P	0x0DEA	3562	H16	x 0,01	R	Triphase active energy (x0.01kWh)	TRI-PHASE
Wmax 3P	0x0DEB	3563	H16	x 0,1	R	Triphase max active power (x0.1kW)	
VARh 3P	0x0DEC	3564	H16	x 0,01	R	Triphase reactive energy (x0.01kVARh)	
VAh 3P	0x0DED	3565	H16	x 0,01	R	Triphase apparent energy (x0.01kVAh)	
CosPhi 3P	0x0DEE	3566	H16	1	R	Triphase Cos Phi (%)	
TanPhi 3P	0x0DEF	3567	H16	1	R	Triphase Tan Phi (%)	
lav 3P	0x0DF0	3568	H16	x 0,1	R	Triphase average current (x0.1A)	
THD 3P	0x0DF1	3569	H16	1	R	Triphase average current THD (%)	
Wh PA	0x0DF2	3570	H16	x 0,01	R	Phase A active energy (x0.01kWh)	PHASE A
Wmax PA	0x0DF3	3571	H16	x 0,1	R	Phase A max active power (x0.1kW)	
VARh PA	0x0DF4	3572	H16	x 0,01	R	Phase A reactive energy (x0.01kVARh)	
lav PA	0x0DF5	3573	H16	x 0,1	R	Phase A average current (x0.1A)	
THD PA	0x0DF6	3574	H16	1	R	Phase A average current THD (%)	
Wh PB	0x0DF7	3575	H16	x 0,01	R	Phase B active energy (x0.01kWh)	PHASE B
Wmax PB	0x0DF8	3576	H16	x 0,1	R	Phase B max active power (x0.1kW)	
VARh PB	0x0DF9	3577	H16	x 0,01	R	Phase B reactive energy (x0.01kVARh)	
lav PB	0x0DFA	3578	H16	x 0,1	R	Phase B average current (x0.1A)	
THD PB	0x0DFB	3579	H16	1	R	Phase B average current THD (%)	
Wh PC	0x0DFC	3580	H16	x 0,01	R	Phase C active energy (x0.01kWh)	PHASE C
Wmax PC	0x0DFD	3581	H16	x 0,1	R	Phase C max active power (x0.1kW)	
VARh PC	0x0DFE	3582	H16	x 0,01	R	Phase C reactive energy (x0.01kVARh)	
lav PC	0x0DFF	3583	H16	x 0,1	R	Phase C average current (x0.1A)	
THD PC	0x0E00	3584	H16	1	R	Phase C average current THD (%)	
MEASUREMENT BOARD N° 5							
Config	0x0E01	3585	H16		R	CT configuration (Please, observe the board)	
Wh 3P	0x0E02	3586	H16	x 0,01	R	Triphase active energy (x0.01kWh)	TRI-PHASE
Wmax 3P	0x0E03	3587	H16	x 0,1	R	Triphase max active power (x0.1kW)	
VARh 3P	0x0E04	3588	H16	x 0,01	R	Triphase reactive energy (x0.01kVARh)	
VAh 3P	0x0E05	3589	H16	x 0,01	R	Triphase apparent energy (x0.01kVAh)	
CosPhi 3P	0x0E06	3590	H16	1	R	Triphase Cos Phi (%)	
TanPhi 3P	0x0E07	3591	H16	1	R	Triphase Tan Phi (%)	
lav 3P	0x0E08	3592	H16	x 0,1	R	Triphase average current (x0.1A)	
THD 3P	0x0E09	3593	H16	1	R	Triphase average current THD (%)	
Wh PA	0x0E0A	3594	H16	x 0,01	R	Phase A active energy (x0.01kWh)	PHASE A
Wmax PA	0x0E0B	3595	H16	x 0,1	R	Phase A max active power (x0.1kW)	
VARh PA	0x0E0C	3596	H16	x 0,01	R	Phase A reactive energy (x0.01kVARh)	
lav PA	0x0E0D	3597	H16	x 0,1	R	Phase A average current (x0.1A)	
THD PA	0x0E0E	3598	H16	1	R	Phase A average current THD (%)	
Wh PB	0x0E0F	3599	H16	x 0,01	R	Phase B active energy (x0.01kWh)	PHASE B
Wmax PB	0x0E10	3600	H16	x 0,1	R	Phase B max active power (x0.1kW)	
VARh PB	0x0E11	3601	H16	x 0,01	R	Phase B reactive energy (x0.01kVARh)	
lav PB	0x0E12	3602	H16	x 0,1	R	Phase B average current (x0.1A)	
THD PB	0x0E13	3603	H16	1	R	Phase B average current THD (%)	
Wh PC	0x0E14	3604	H16	x 0,01	R	Phase C active energy (x0.01kWh)	PHASE C
Wmax PC	0x0E15	3605	H16	x 0,1	R	Phase C max active power (x0.1kW)	
VARh PC	0x0E16	3606	H16	x 0,01	R	Phase C reactive energy (x0.01kVARh)	
lav PC	0x0E17	3607	H16	x 0,1	R	Phase C average current (x0.1A)	

THD PC	0x0E18	3608	H16	1	R	Phase C average current THD (%)	
MEASUREMENT BOARD N° 6							
Config	0x0E19	3609	H16		R	CT configuration (Please, observe the board)	
Wh 3P	0x0E1A	3610	H16	x 0,01	R	Triphase active energy (x0.01kWh)	TRIPHASE
Wmax 3P	0x0E1B	3611	H16	x 0,1	R	Triphase max active power (x0.1kW)	
VARh 3P	0x0E1C	3612	H16	x 0,01	R	Triphase reactive energy (x0.01kVARh)	
VAh 3P	0x0E1D	3613	H16	x 0,01	R	Triphase apparent energy (x0.01kVAh)	
CosPhi 3P	0x0E1E	3614	H16	1	R	Triphase Cos Phi (%)	
TanPhi 3P	0x0E1F	3615	H16	1	R	Triphase Tan Phi (%)	
lav 3P	0x0E20	3616	H16	x 0,1	R	Triphase average current (x0.1A)	
THD 3P	0x0E21	3617	H16	1	R	Triphase average current THD (%)	
Wh PA	0x0E22	3618	H16	x 0,01	R	Phase A active energy (x0.01kWh)	PHASE A
Wmax PA	0x0E23	3619	H16	x 0,1	R	Phase A max active power (x0.1kW)	
VARh PA	0x0E24	3620	H16	x 0,01	R	Phase A reactive energy (x0.01kVARh)	
lav PA	0x0E25	3621	H16	x 0,1	R	Phase A average current (x0.1A)	
THD PA	0x0E26	3622	H16	1	R	Phase A average current THD (%)	
Wh PB	0x0E27	3623	H16	x 0,01	R	Phase B active energy (x0.01kWh)	PHASE B
Wmax PB	0x0E28	3624	H16	x 0,1	R	Phase B max active power (x0.1kW)	
VARh PB	0x0E29	3625	H16	x 0,01	R	Phase B reactive energy (x0.01kVARh)	
lav PB	0x0E2A	3626	H16	x 0,1	R	Phase B average current (x0.1A)	
THD PB	0x0E2B	3627	H16	1	R	Phase B average current THD (%)	
Wh PC	0x0E2C	3628	H16	x 0,01	R	Phase C active energy (x0.01kWh)	PHASE C
Wmax PC	0x0E2D	3629	H16	x 0,1	R	Phase C max active power (x0.1kW)	
VARh PC	0x0E2E	3630	H16	x 0,01	R	Phase C reactive energy (x0.01kVARh)	
lav PC	0x0E2F	3631	H16	x 0,1	R	Phase C average current (x0.1A)	
THD PC	0x0E30	3632	H16	1	R	Phase C average current THD (%)	
MEASUREMENT BOARD N° 7							
Config	0x0E31	3633	H16		R	CT configuration (Please, observe the board)	
Wh 3P	0x0E32	3634	H16	x 0,01	R	Triphase active energy (x0.01kWh)	TRIPHASE
Wmax 3P	0x0E33	3635	H16	x 0,1	R	Triphase max active power (x0.1kW)	
VARh 3P	0x0E34	3636	H16	x 0,01	R	Triphase reactive energy (x0.01kVARh)	
VAh 3P	0x0E35	3637	H16	x 0,01	R	Triphase apparent energy (x0.01kVAh)	
CosPhi 3P	0x0E36	3638	H16	1	R	Triphase Cos Phi (%)	
TanPhi 3P	0x0E37	3639	H16	1	R	Triphase Tan Phi (%)	
lav 3P	0x0E38	3640	H16	x 0,1	R	Triphase average current (x0.1A)	
THD 3P	0x0E39	3641	H16	1	R	Triphase average current THD (%)	
Wh PA	0x0E3A	3642	H16	x 0,01	R	Phase A active energy (x0.01kWh)	PHASE A
Wmax PA	0x0E3B	3643	H16	x 0,1	R	Phase A max active power (x0.1kW)	
VARh PA	0x0E3C	3644	H16	x 0,01	R	Phase A reactive energy (x0.01kVARh)	
lav PA	0x0E3D	3645	H16	x 0,1	R	Phase A average current (x0.1A)	
THD PA	0x0E3E	3646	H16	1	R	Phase A average current THD (%)	
Wh PB	0x0E3F	3647	H16	x 0,01	R	Phase B active energy (x0.01kWh)	PHASE B
Wmax PB	0x0E40	3648	H16	x 0,1	R	Phase B max active power (x0.1kW)	
VARh PB	0x0E41	3649	H16	x 0,01	R	Phase B reactive energy (x0.01kVARh)	
lav PB	0x0E42	3650	H16	x 0,1	R	Phase B average current (x0.1A)	
THD PB	0x0E43	3651	H16	1	R	Phase B average current THD (%)	
Wh PC	0x0E44	3652	H16	x 0,01	R	Phase C active energy (x0.01kWh)	PHASE C
Wmax PC	0x0E45	3653	H16	x 0,1	R	Phase C max active power (x0.1kW)	
VARh PC	0x0E46	3654	H16	x 0,01	R	Phase C reactive energy (x0.01kVARh)	
lav PC	0x0E47	3655	H16	x 0,1	R	Phase C average current (x0.1A)	
THD PC	0x0E48	3656	H16	1	R	Phase C average current THD (%)	
MEASUREMENT BOARD N° 8							
Config	0x0E49	3657	H16		R	CT configuration (Please, observe the board)	
Wh 3P	0x0E4A	3658	H16	x 0,01	R	Triphase active energy (x0.01kWh)	TRIPHASE
Wmax 3P	0x0E4B	3659	H16	x 0,1	R	Triphase max active power (x0.1kW)	
VARh 3P	0x0E4C	3660	H16	x 0,01	R	Triphase reactive energy (x0.01kVARh)	
VAh 3P	0x0E4D	3661	H16	x 0,01	R	Triphase apparent energy (x0.01kVAh)	
CosPhi 3P	0x0E4E	3662	H16	1	R	Triphase Cos Phi (%)	
TanPhi 3P	0x0E4F	3663	H16	1	R	Triphase Tan Phi (%)	
lav 3P	0x0E50	3664	H16	x 0,1	R	Triphase average current (x0.1A)	
THD 3P	0x0E51	3665	H16	1	R	Triphase average current THD (%)	
Wh PA	0x0E52	3666	H16	x 0,01	R	Phase A active energy (x0.01kWh)	PHASE A
Wmax PA	0x0E53	3667	H16	x 0,1	R	Phase A max active power (x0.1kW)	
VARh PA	0x0E54	3668	H16	x 0,01	R	Phase A reactive energy (x0.01kVARh)	
lav PA	0x0E55	3669	H16	x 0,1	R	Phase A average current (x0.1A)	
THD PA	0x0E56	3670	H16	1	R	Phase A average current THD (%)	
Wh PB	0x0E57	3671	H16	x 0,01	R	Phase B active energy (x0.01kWh)	PHASE B
Wmax PB	0x0E58	3672	H16	x 0,1	R	Phase B max active power (x0.1kW)	
VARh PB	0x0E59	3673	H16	x 0,01	R	Phase B reactive energy (x0.01kVARh)	
lav PB	0x0E5A	3674	H16	x 0,1	R	Phase B average current (x0.1A)	
THD PB	0x0E5B	3675	H16	1	R	Phase B average current THD (%)	
Wh PC	0x0E5C	3676	H16	x 0,01	R	Phase C active energy (x0.01kWh)	PHASE C
Wmax PC	0x0E5D	3677	H16	x 0,1	R	Phase C max active power (x0.1kW)	
VARh PC	0x0E5E	3678	H16	x 0,01	R	Phase C reactive energy (x0.01kVARh)	
lav PC	0x0E5F	3679	H16	x 0,1	R	Phase C average current (x0.1A)	

THD PC	0x0E60	3680	H16	1	R	Phase C average current THD (%)	
MEASUREMENT BOARD N° 9							
Config	0x0E61	3681	H16		R	CT configuration (Please, observe the board)	
Wh 3P	0x0E62	3682	H16	x 0,01	R	Triphase active energy (x0.01kWh)	TRIPHASE
Wmax 3P	0x0E63	3683	H16	x 0,1	R	Triphase max active power (x0.1kW)	
VARh 3P	0x0E64	3684	H16	x 0,01	R	Triphase reactive energy (x0.01kVARh)	
VAh 3P	0x0E65	3685	H16	x 0,01	R	Triphase apparent energy (x0.01kVAh)	
CosPhi 3P	0x0E66	3686	H16	1	R	Triphase Cos Phi (%)	
TanPhi 3P	0x0E67	3687	H16	1	R	Triphase Tan Phi (%)	
lav 3P	0x0E68	3688	H16	x 0,1	R	Triphase average current (x0.1A)	
THD 3P	0x0E69	3689	H16	1	R	Triphase average current THD (%)	
Wh PA	0x0E6A	3690	H16	x 0,01	R	Phase A active energy (x0.01kWh)	PHASE A
Wmax PA	0x0E6B	3691	H16	x 0,1	R	Phase A max active power (x0.1kW)	
VARh PA	0x0E6C	3692	H16	x 0,01	R	Phase A reactive energy (x0.01kVARh)	
lav PA	0x0E6D	3693	H16	x 0,1	R	Phase A average current (x0.1A)	
THD PA	0x0E6E	3694	H16	1	R	Phase A average current THD (%)	
Wh PB	0x0E6F	3695	H16	x 0,01	R	Phase B active energy (x0.01kWh)	PHASE B
Wmax PB	0x0E70	3696	H16	x 0,1	R	Phase B max active power (x0.1kW)	
VARh PB	0x0E71	3697	H16	x 0,01	R	Phase B reactive energy (x0.01kVARh)	
lav PB	0x0E72	3698	H16	x 0,1	R	Phase B average current (x0.1A)	
THD PB	0x0E73	3699	H16	1	R	Phase B average current THD (%)	
Wh PC	0x0E74	3700	H16	x 0,01	R	Phase C active energy (x0.01kWh)	PHASE C
Wmax PC	0x0E75	3701	H16	x 0,1	R	Phase C max active power (x0.1kW)	
VARh PC	0x0E76	3702	H16	x 0,01	R	Phase C reactive energy (x0.01kVARh)	
lav PC	0x0E77	3703	H16	x 0,1	R	Phase C average current (x0.1A)	
THD PC	0x0E78	3704	H16	1	R	Phase C average current THD (%)	
MEASUREMENT BOARD N° 10							
Config	0x0E79	3705	H16		R	CT configuration (Please, observe the board)	
Wh 3P	0x0E7A	3706	H16	x 0,01	R	Triphase active energy (x0.01kWh)	TRIPHASE
Wmax 3P	0x0E7B	3707	H16	x 0,1	R	Triphase max active power (x0.1kW)	
VARh 3P	0x0E7C	3708	H16	x 0,01	R	Triphase reactive energy (x0.01kVARh)	
VAh 3P	0x0E7D	3709	H16	x 0,01	R	Triphase apparent energy (x0.01kVAh)	
CosPhi 3P	0x0E7E	3710	H16	1	R	Triphase Cos Phi (%)	
TanPhi 3P	0x0E7F	3711	H16	1	R	Triphase Tan Phi (%)	
lav 3P	0x0E80	3712	H16	x 0,1	R	Triphase average current (x0.1A)	
THD 3P	0x0E81	3713	H16	1	R	Triphase average current THD (%)	
Wh PA	0x0E82	3714	H16	x 0,01	R	Phase A active energy (x0.01kWh)	PHASE A
Wmax PA	0x0E83	3715	H16	x 0,1	R	Phase A max active power (x0.1kW)	
VARh PA	0x0E84	3716	H16	x 0,01	R	Phase A reactive energy (x0.01kVARh)	
lav PA	0x0E85	3717	H16	x 0,1	R	Phase A average current (x0.1A)	
THD PA	0x0E86	3718	H16	1	R	Phase A average current THD (%)	
Wh PB	0x0E87	3719	H16	x 0,01	R	Phase B active energy (x0.01kWh)	PHASE B
Wmax PB	0x0E88	3720	H16	x 0,1	R	Phase B max active power (x0.1kW)	
VARh PB	0x0E89	3721	H16	x 0,01	R	Phase B reactive energy (x0.01kVARh)	
lav PB	0x0E8A	3722	H16	x 0,1	R	Phase B average current (x0.1A)	
THD PB	0x0E8B	3723	H16	1	R	Phase B average current THD (%)	
Wh PC	0x0E8C	3724	H16	x 0,01	R	Phase C active energy (x0.01kWh)	PHASE C
Wmax PC	0x0E8D	3725	H16	x 0,1	R	Phase C max active power (x0.1kW)	
VARh PC	0x0E8E	3726	H16	x 0,01	R	Phase C reactive energy (x0.01kVARh)	
lav PC	0x0E8F	3727	H16	x 0,1	R	Phase C average current (x0.1A)	
THD PC	0x0E90	3728	H16	1	R	Phase C average current THD (%)	
MEASUREMENT BOARD N° 11							
Config	0x0E91	3729	H16		R	CT configuration (Please, observe the board)	
Wh 3P	0x0E92	3730	H16	x 0,01	R	Triphase active energy (x0.01kWh)	TRIPHASE
Wmax 3P	0x0E93	3731	H16	x 0,1	R	Triphase max active power (x0.1kW)	
VARh 3P	0x0E94	3732	H16	x 0,01	R	Triphase reactive energy (x0.01kVARh)	
VAh 3P	0x0E95	3733	H16	x 0,01	R	Triphase apparent energy (x0.01kVAh)	
CosPhi 3P	0x0E96	3734	H16	1	R	Triphase Cos Phi (%)	
TanPhi 3P	0x0E97	3735	H16	1	R	Triphase Tan Phi (%)	
lav 3P	0x0E98	3736	H16	x 0,1	R	Triphase average current (x0.1A)	
THD 3P	0x0E99	3737	H16	1	R	Triphase average current THD (%)	
Wh PA	0x0E9A	3738	H16	x 0,01	R	Phase A active energy (x0.01kWh)	PHASE A
Wmax PA	0x0E9B	3739	H16	x 0,1	R	Phase A max active power (x0.1kW)	
VARh PA	0x0E9C	3740	H16	x 0,01	R	Phase A reactive energy (x0.01kVARh)	
lav PA	0x0E9D	3741	H16	x 0,1	R	Phase A average current (x0.1A)	
THD PA	0x0E9E	3742	H16	1	R	Phase A average current THD (%)	
Wh PB	0x0E9F	3743	H16	x 0,01	R	Phase B active energy (x0.01kWh)	PHASE B
Wmax PB	0x0EA0	3744	H16	x 0,1	R	Phase B max active power (x0.1kW)	
VARh PB	0x0EA1	3745	H16	x 0,01	R	Phase B reactive energy (x0.01kVARh)	
lav PB	0x0EA2	3746	H16	x 0,1	R	Phase B average current (x0.1A)	
THD PB	0x0EA3	3747	H16	1	R	Phase B average current THD (%)	
Wh PC	0x0EA4	3748	H16	x 0,01	R	Phase C active energy (x0.01kWh)	PHASE C
Wmax PC	0x0EA5	3749	H16	x 0,1	R	Phase C max active power (x0.1kW)	
VARh PC	0x0EA6	3750	H16	x 0,01	R	Phase C reactive energy (x0.01kVARh)	
lav PC	0x0EA7	3751	H16	x 0,1	R	Phase C average current (x0.1A)	

THD PC	0x0EA8	3752	H16	1	R	Phase C average current THD (%)	
MEASUREMENT BOARD N° 12							
Config	0x0EA9	3753	H16		R	CT configuration (Please, observe the board)	
Wh 3P	0x0EAA	3754	H16	x 0,01	R	Triphase active energy (x0.01kWh)	TRIPHASE
Wmax 3P	0x0EAB	3755	H16	x 0,1	R	Triphase max active power (x0.1kW)	
VARh 3P	0x0EAC	3756	H16	x 0,01	R	Triphase reactive energy (x0.01kVARh)	
VAh 3P	0x0EAD	3757	H16	x 0,01	R	Triphase apparent energy (x0.01kVAh)	
CosPhi 3P	0x0EAE	3758	H16	1	R	Triphase Cos Phi (%)	
TanPhi 3P	0x0EAF	3759	H16	1	R	Triphase Tan Phi (%)	
Iav 3P	0x0EB0	3760	H16	x 0,1	R	Triphase average current (x0.1A)	
THD 3P	0x0EB1	3761	H16	1	R	Triphase average current THD (%)	
Wh PA	0x0EB2	3762	H16	x 0,01	R	Phase A active energy (x0.01kWh)	PHASE A
Wmax PA	0x0EB3	3763	H16	x 0,1	R	Phase A max active power (x0.1kW)	
VARh PA	0x0EB4	3764	H16	x 0,01	R	Phase A reactive energy (x0.01kVARh)	
Iav PA	0x0EB5	3765	H16	x 0,1	R	Phase A average current (x0.1A)	
THD PA	0x0EB6	3766	H16	1	R	Phase A average current THD (%)	
Wh PB	0x0EB7	3767	H16	x 0,01	R	Phase B active energy (x0.01kWh)	PHASE B
Wmax PB	0x0EB8	3768	H16	x 0,1	R	Phase B max active power (x0.1kW)	
VARh PB	0x0EB9	3769	H16	x 0,01	R	Phase B reactive energy (x0.01kVARh)	
Iav PB	0x0EBA	3770	H16	x 0,1	R	Phase B average current (x0.1A)	
THD PB	0x0EBB	3771	H16	1	R	Phase B average current THD (%)	
Wh PC	0x0EBC	3772	H16	x 0,01	R	Phase C active energy (x0.01kWh)	PHASE C
Wmax PC	0x0EBD	3773	H16	x 0,1	R	Phase C max active power (x0.1kW)	
VARh PC	0x0EBE	3774	H16	x 0,01	R	Phase C reactive energy (x0.01kVARh)	
Iav PC	0x0EBF	3775	H16	x 0,1	R	Phase C average current (x0.1A)	
THD PC	0x0ECO	3776	H16	1	R	Phase C average current THD (%)	

11. ABBREVIATIONS GLOSSARY

CT	Current's measurement Tore
CT PhA	Current's measurement Tore wired on phase A
CT PhB	Current's measurement Tore wired on phase B
CT PhC	Current's measurement Tore wired on phase C
PhA	Phase A for voltage measurement
PhB	Phase B for voltage measurement
PhC	Phase C for voltage measurement
3Ph+N	3 Phases + Neutral
3Ph	3 Phases
Ph+N	Phase + Neutral
N	Neutral
PULSE	Impulsive input or "all or nothing"
IN	Input
OUT	Output
AN	Analogic
MODBUS	MODBUS protocol
TIC	TIC input
TRI	Triphase
CT	Current measurement's Tore
M/S	Master/Slave = Master/Slave
ADRESS	Group number, and/or number inside the cluster
Gnd	Ground = Mass
3.3V	Voltage of 3.3V
PC	Computer
A	Ampere
V	Volt
VA	Volt Ampere
kVA	Kilo Volt Ampere
kVAh	Kilo Volt Ampère hour
W	Watt
kW	Kilo Watt
kWh	Kilo Watt hour
Hz	Hertz
kVAR	Kilo Volt Ampere reactive
Moy	Average
Min	Minimum
Max	Maximum

13.COMPLIANCE CERTIFICATE